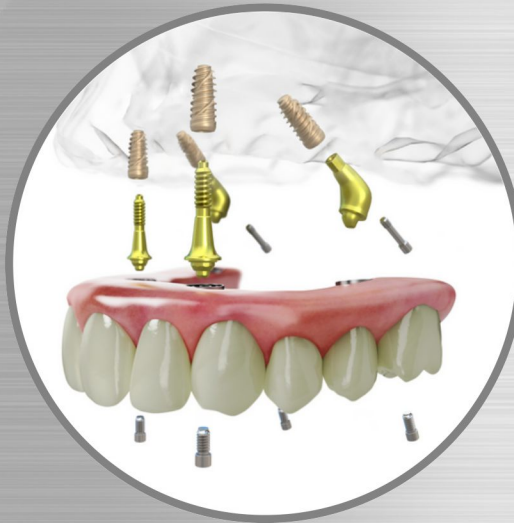


S.I.N. 360[®]

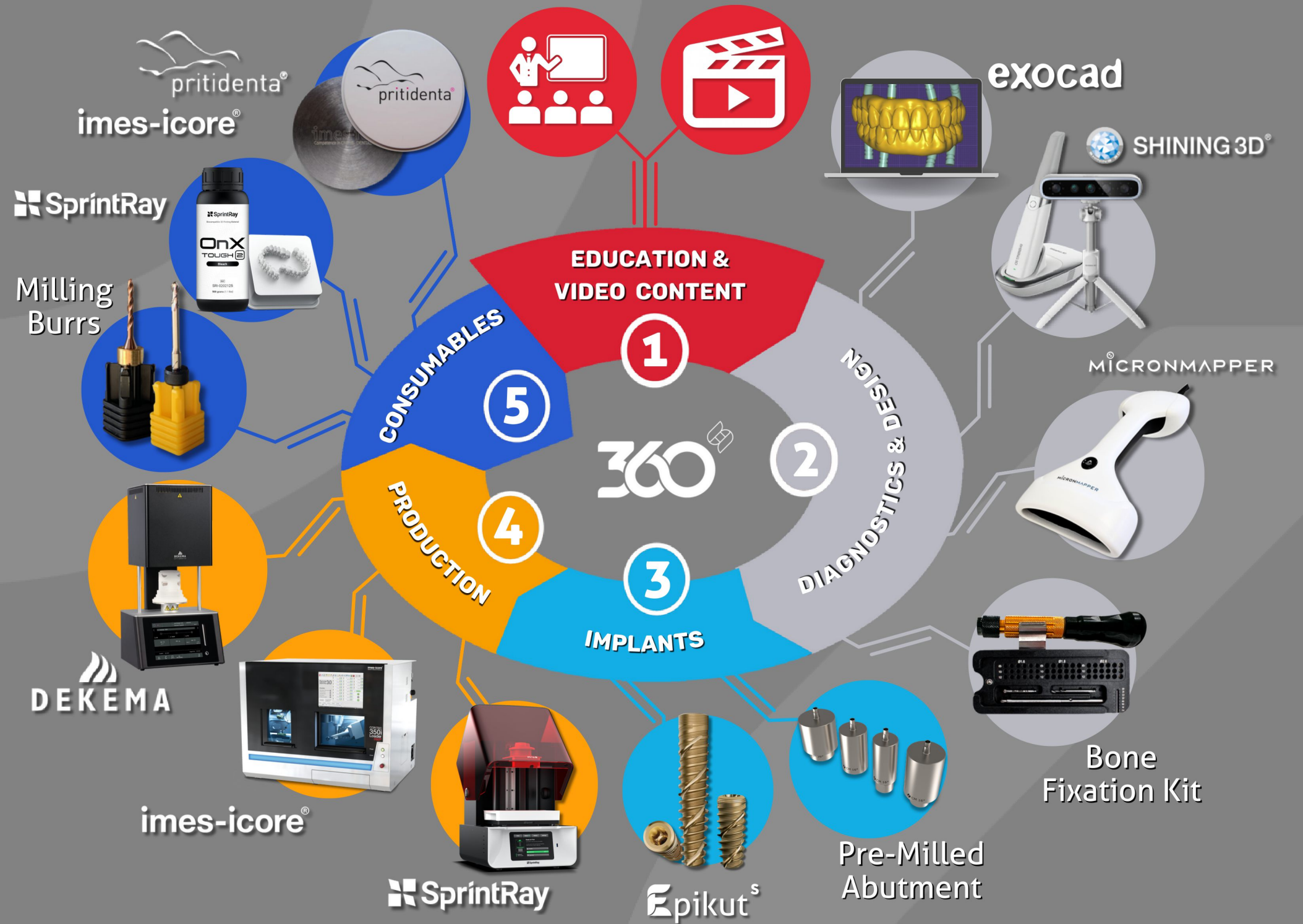
DIGITAL WORKFLOW



ACCELERATING INNOVATION

LEAD | SELL | TRAIN | SUPPORT

FULL ARCH DIGITAL WORKFLOW SOLUTIONS





OUR PURPOSE

- ✓ LEAD the Industry By Developing the Highest Quality, Most Advanced Technology.
- ✓ SELL the Most Efficient & Predictable Full Arch Digital Workflow in the Dental Industry.
- ✓ TRAIN Surgeons, Dental Office Teams, and Dental Labs on the Latest Workflow for Adoption of the Simplified, Scalable S.I.N. 360 Digital Workflow
- ✓ SUPPORT Our Customers with World-Class Care to Ensure the Success and Longevity of Your Practices

FULL ARCH DIGITAL WORKFLOW

EDU & VIDEO



We provide first-rate training packages designed with your needs in mind. We also create transformative video content to showcase your skills, office facilities, and support of your patients.

DX & DESIGN



Our CAD software and scanners are known for their precision, speed, and ability to improve predictability in your results.

IMPLANTS




The perfect combination for those seeking superior results with high predictability.

PRODUCTION



We provide options for both same-day and permanent prosthesis development.

CONSUMABLES



Our consumables are available in a vast array of shades and translucencies, all paired with exceptional biocompatibility.



EDUCATION & VIDEO CONTENT

ADVANCED EXOCAD COURSE

- ✓ Develop A Comprehensive Understanding of DentalCAD Design for Full Arch
- ✓ Transform Digital Waxups Into 3D Printed Prosthetics On Site
- ✓ Learn To Incorporate Photogrammetry Data To Create A Full Arch Design

VIDEO CONTENT

- ✓ Patient Transformation Testimonial & In-Office Tour Video
- ✓ 4K Ultra High Definition Video Production

WORKFLOW IMPLEMENTATION

- ✓ Capturing Quality Digital Records & Photos
- ✓ Intra-Oral Scanning for Full Arch Diagnostics
- ✓ Digital Photogrammetry Impressions
- ✓ 3D Printing
- ✓ Stain & Glaze



HANDS ON CLASSES



INDUSTRY EXPERT INSTRUCTORS




PROFESSIONAL VIDEO CONTENT



DIAGNOSTICS & DESIGN

SOFTWARE

exocad



EXOPLAN

- ✓ Prosthetic Driven Approach to Implant Placement
- ✓ Surgical Guide Designs



EXOCAD - DENTALCAD DB

- ✓ Screw-Retained Bridges
- ✓ Night Guard Design
- ✓ Easy Bite Adaptation
- ✓ Immediate Denture Design
- ✓ Digital Wax Up Pre-Planning
- ✓ Smile Creator



DIAGNOSTICS & DESIGN

DIGITAL SCANNERS

SHINING 3D®



WIRELESS 3D FACE SCANNER

- ✓ Fast Scan Speed
- ✓ Automatic Alignment of Data
- ✓ Seamless exocad Integration
- ✓ Easy Attachment Of Photogrammetry Files
- ✓ Seamless Exocad Integration

WIRELESS INTRA-ORAL SCANNER

- ✓ Motion Sensing
- ✓ Long-Lasting Battery Life
- ✓ Safe and Efficient Scan Experience
- ✓ Highly Efficient Digital Chairside Solution
- ✓ Minimal Contact Motion Sensing



DIAGNOSTICS & DESIGN

MICRONMAPPER



MICRONMAPPER - PHOTOGRAMMETRY CAMERA

ELIMINATES:

- ✓ Verification Jigs
- ✓ Temp Cylinders
- ✓ Impression Material
- ✓ Analogs
- ✓ Impression Copings

FEATURES:

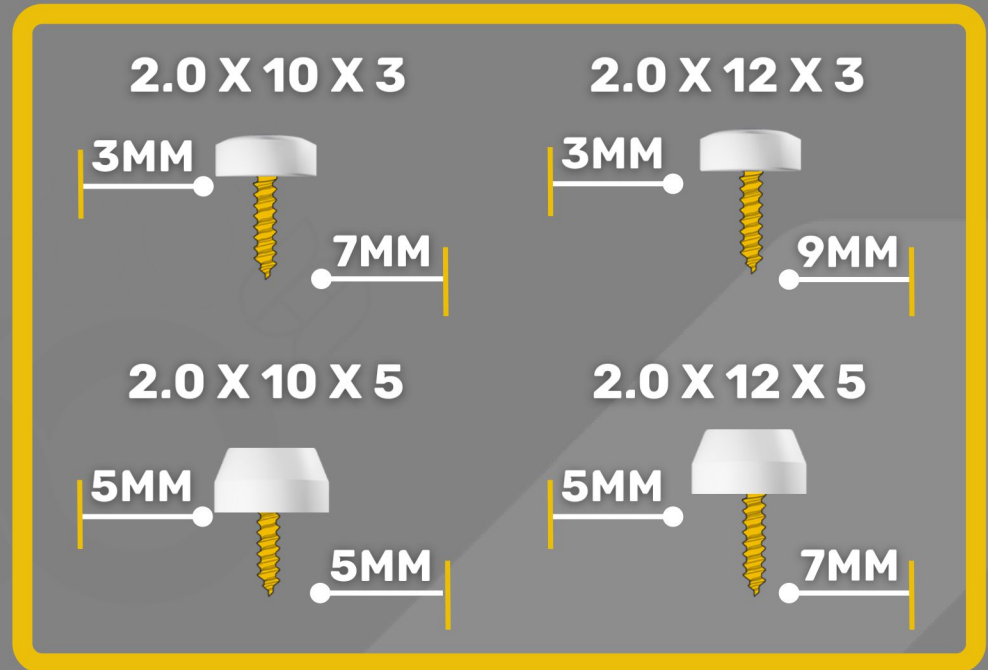
- ✓ Intuitive Software
- ✓ Ten Scan Bodies
- ✓ Tissue Mapping Functionality
- ✓ 400 Uses/ Scanbody
- ✓ Instant STL File
- ✓ Lightweight For Single Handed Use



DIAGNOSTICS & DESIGN

BONE FIXATION KIT

GOLD: MS-20-010 & 012




EACH KIT CONTAINS:

- ✓ Five Gold Bone Screws: - 2.0 mm x 10 mm
- ✓ Five Gold Bone Screws: - 2.0 mm x 12 mm
- ✓ One Organization Block
- ✓ One Screwdriver & Handle
- ✓ One Pilot Drill: - PLD 1.4
- ✓ Two Drivers: - IHA 13 (Long & Short)

PILOT DRILL

PLD 1.4



DRIVER

IHA 13



PRE-MILLED ABUTMENTS



VERSE PORTFOLIO OF PRE-MILLED BLANKS

- ✓ One Connection for All Implant Diameters


AVAILABLE FOR MULTIPLE BLANK HOLDERS

- ✓ Medentika Holder
- ✓ DESS® Holder

MULTIPLE SIZE OPTIONS

- ✓ 11.5 MM Diameter
- ✓ 16.5 MM Diameter

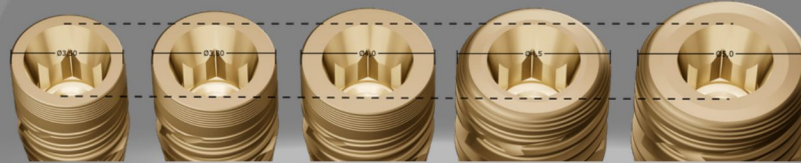
IMPLANTS



Epikut^S

Epikut^S
LONG

Unitite
SLIM



16° MORSE TAPER CONNECTION WITH PLATFORM SWITCH

- ✓ One Connection for All Implant Diameters

HYDROPHILIC NANO SURFACE

- ✓ Extensive Research Ensures High Predictability
- ✓ Double Acid-Etching of HA Nano Surface Accelerates Osseointegration

AGGRESSIVE DUAL THREAD

- ✓ Ensures Primary Stability for Same-Day Immediate Loading



IMPLANTS FOR ALL BONE TYPES



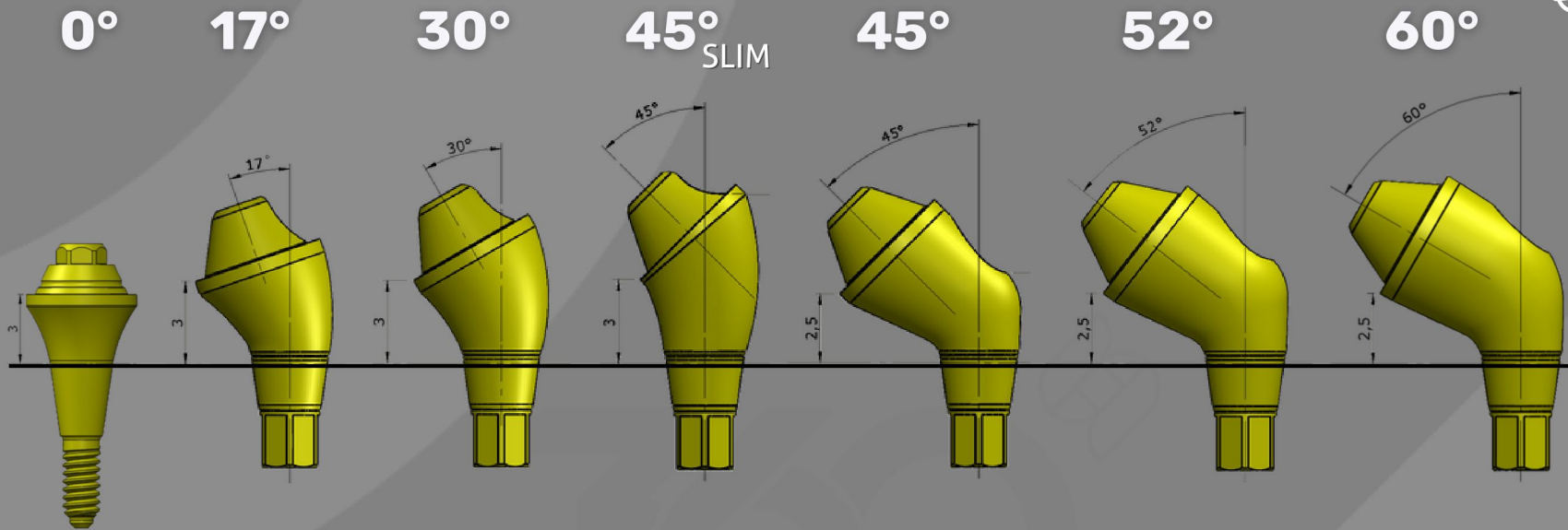
WIDE SIZE RANGE




ONE CONNECTION

ABUTMENT ANGLES:

IMPLANTS



PRH 30 SCREW - 4 PACK



- ✓ Anodized Pink
- ✓ 1.4 mm Screw Length
- ✓ Pressure Fits on Driver for Secure Connection
- ✓ Designed for Direct to MUA Restorations
- ✓ Three Lengths of 1.2 mm Prosthetic Drivers

LAB SUPPORT

- ✓ We Enable Labs to Design & Manufacture Dental Restorations with Digital Design Courses, Routinely Updated Digital Libraries & CAD/CAM Solutions Built with Precision.



IMMEDIATE PRODUCTION

 SprintRay



3D PRINTER SYSTEM

- ✓ 20 Minute Print Time
- ✓ Resin Approved for Final Restoration
- ✓ Pro S Arch Kit
- ✓ High Volume Hub & Spoke Operations
- ✓ Enables True Chairside Workflows
- ✓ Fully-Automated, Two-Stage Wash & Dry System
- ✓ OnX Tough 2 available in Bleach, A1 & B1
- ✓ Highly-Accurate Model Materials



FINAL PRODUCTION

imes-icore®



MILLING MACHINE

- ✓ Integrated Water Supply, Filtration & Compressed Air Supply
- ✓ Milling Solutions for Single Unit & Full Arch Cases
- ✓ Two Options for C-Clamps
- ✓ High-Performance Spindle

C-CLAMPS

- ✓ Enables 5-Axis Machining up to 90 Degrees Axis Adjustments
- ✓ Front Side Machining
- ✓ Extension of the Technical Possibilities of your Milling Machine
- ✓ Ideal for Practices Specializing in Full-Mouth Rehabilitation



FINAL PRODUCTION


DEKEMA



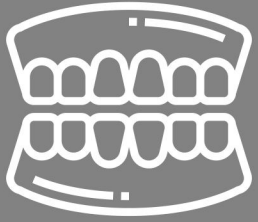
SINTERING FURNACE

- ✓ Best-in-Class Oven Technology
- ✓ Remote Operation Functionality
- ✓ Complete Customization for any Strategy



PORCELAIN FURNACE

- ✓ Excellent Firing Results Across All Temperature Ranges
- ✓ Remote Operation Functionality
- ✓ Auto-Dry Function for Precise Drying as well as Very Fast and Targeted Heating and Cooling



CONSUMABLES



TITANIUM DISCS

- ✓ Grade Five & Two



ONX TOUGH RESIN

- ✓ Hybrid Ceramic Resin Produces Highly Aesthetic Results
- ✓ 5X Stronger Than Any First-Gen Technology
- ✓ Eliminates the Need for Any Mixing or Rolling



PEEK & PMMA DISCS

- ✓ Shaded & Multicolor Available



ZIRCONIA PUCKS

- ✓ Highly Compressed Material Ensures Precise Margins & Edges
- ✓ Fine Layering & Homogeneous Coloring
- ✓ Consistently Reproducible Shades

Epikut^s

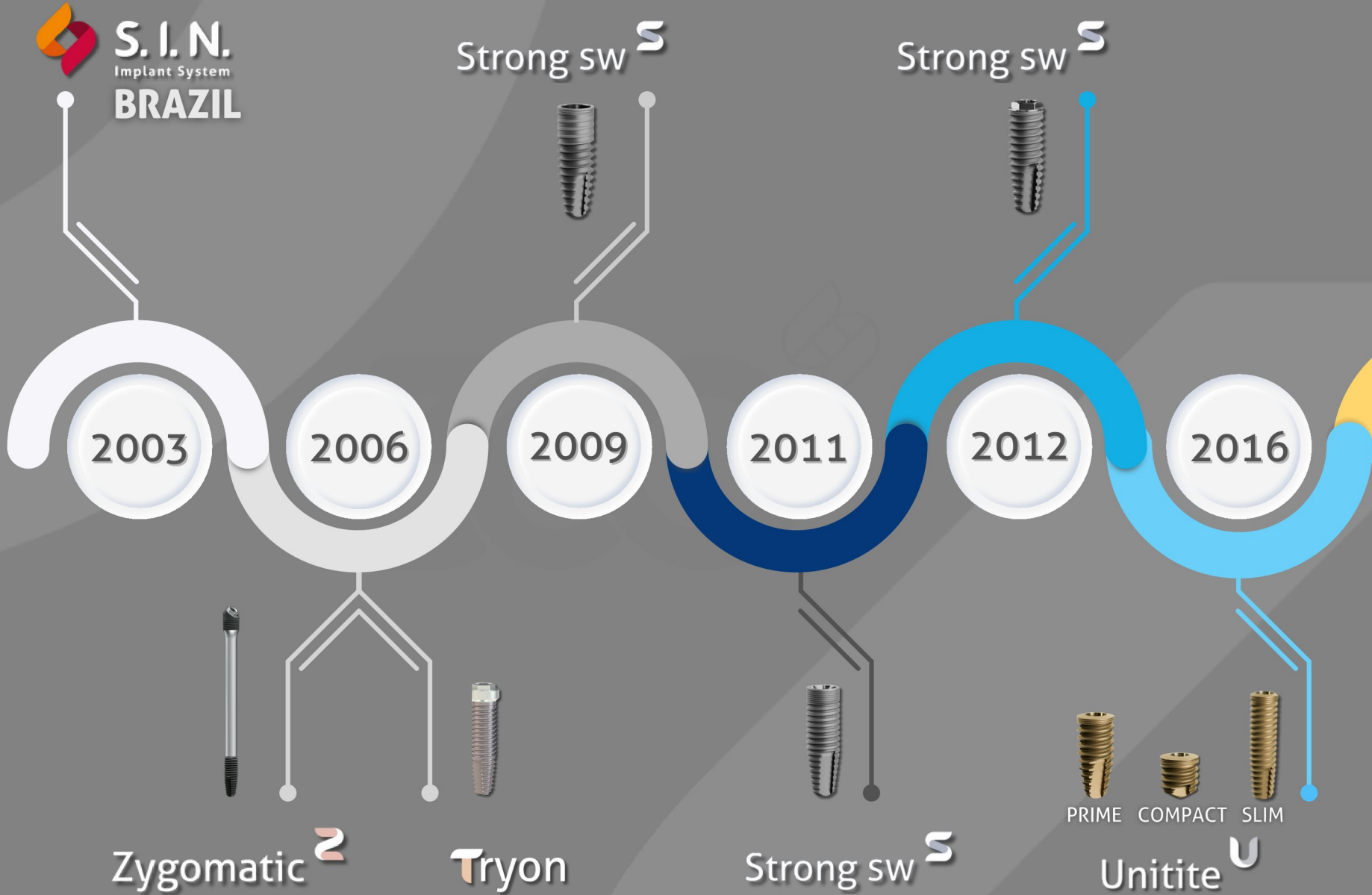
EPIKUT S PLUS WAS IDEALIZED FOR THOSE WHO WANT TO REDEFINE THE CONCEPT OF DENTAL IMPLANTS.

With a cutting and compressive design, double inverted support screws, combined with the ultra-thin surface Plus, which is produced by double acid-etching followed by application of a hydroxyapatite coating HAnano.

Learn More



TIMELINE



Strong sw^S

Tryon

MICRONMAPPER

Epikut^S

Epikut^S
LONG

2017

2019

2020

2021

2022

2023

SHINING 3D[®]

Aoralscan 3

exocad

MetiSmile

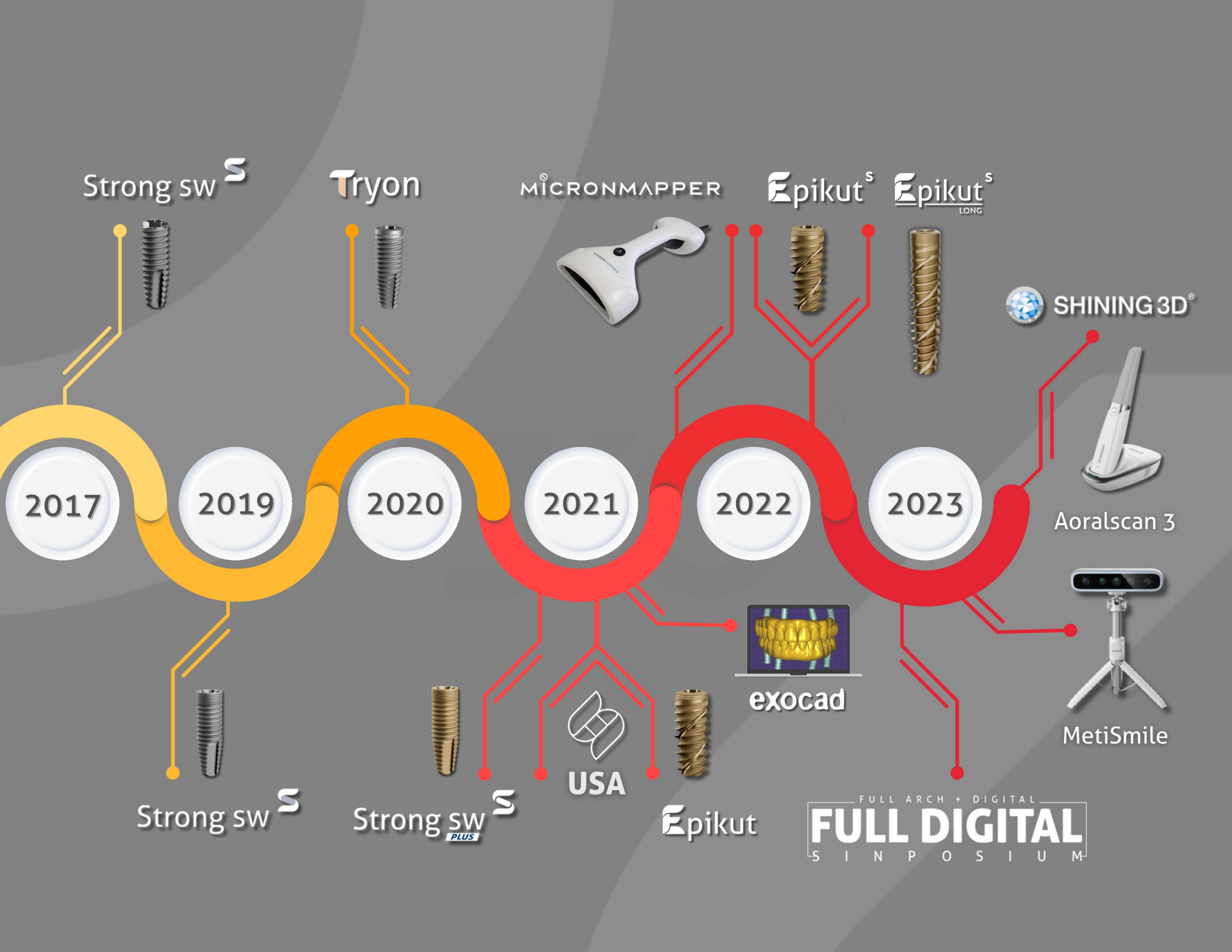
USA

Epikut

FULL ARCH + DIGITAL
FULL DIGITAL
S I N P O S I U M

Strong sw^S

Strong sw^S
PLUS



S.I.N. 360[®]

LEAD | SELL | TRAIN | SUPPORT

VISIT OUR WEBSITE



WWW.SIN360.US | 866.507.9315