PLUS

HAnano Surface

With Nanometric layer of hydroxyapatite crystals, the HAnano surface was developed in the main universities of Sweden and has been proven by over 50 preclinical studies.

Find out more on the surface Plus HAnano® in our QRCode.

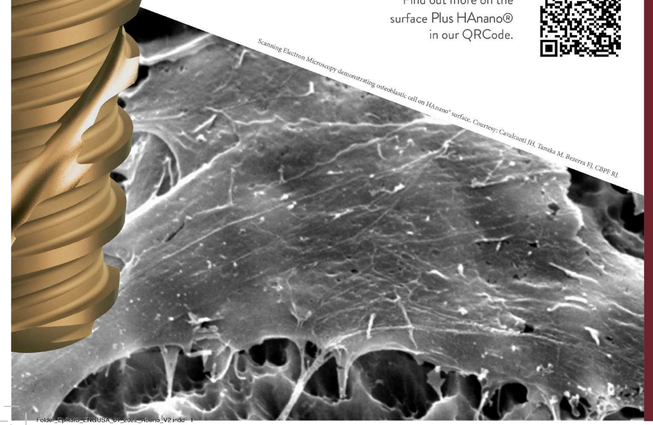

Scanning Electron Microscopy demonstrating osteoblastic cell on HAnano® surface. Courtesy: Candriani H, Tanaka M, Bonetti H, GBPP SL

S.I.N. Implant System

Discover Implantat, the educational habitat of S.I.N. Implant System .

implantat.global

1-866-507-9315

SINdentalusa.com | sinimplantsystem.com

Visit our social networks:

@SINdentalusa S.I.N. Implant System

FEPS0122



Epikut S

The new definition of epic



S.I.N. Implant System

Epikut S

THE NEW DEFINITION OF EPIC

We recreated the concept of epic with EPIKUT S.
With a cutting and compressive design, double inverted support screws and internal angulation of 16°, this line provides more clinical practicality, predictability and high primary stability for those who seek superior results.

Hybrid macro geometry, cylindrical body and conic apex
With an exclusive macro geometry and design of cutting screws, EPIKUT S is the best choice for cases of immediate load, low density bone and postextraction alveolus, and it can also be used for all other clinical situations, always following the clinical steps suggested in its drilling system.

More options of prosthetic components for Morse Taper
16° internal morse taper connection.
Angulation that provides high mechanical resistance.

Double inverted support screws and ultra-screwable
Ensure greater primary stability, insertion torque and greater insertion speed of the implant.

Apex
Stability and support for cases with low bone density.

Exclusive cervical microthreats
Greater bone contact area and improves the dissipation of occlusal forces.

Manufactured in cold worked grade IV titanium
Super light metal, very resistant to corrosion, wear and fracture with two surface treatments of Double Acid Etching (DAA) and Double Acid Etching + HA Nano, distributed across its surface.

15/02/2024 10:35

EPIKUT LONG SURGICAL KIT

MAXIMUM FUNCTIONALITY AND SIMPLICITY FOR YOUR SURGERIES

KCSEL 02

Epikut S LONG

AN EPIC IMPLANT THE SIZE YOU NEED

In addition to the cutting, compressive design and double inverted support threads, the Epikut S Long Line brings more size options to facilitate the clinical day-to-day.

An implant with diverse possibilities
The Epikut S Long line has 4 available lengths (18, 20, 22 and 24 mm), ideal for cases of full arch protocol in the maxilla.

Agility and Predictability
Allows the rehabilitation of edentulous patients in a more straightforward and predictable way with the possibility of avoiding the need for grafts or sinus lifts.

Adaptation accuracy
With exclusive and high stress resistant prosthetic components.

- High predictability for immediate loading
- Anchorage in atrophic maxilla
- Case resolution in a single surgical procedure
- Less patient morbidity

Technical measures EPIKUT S LONG MORSE TAPER

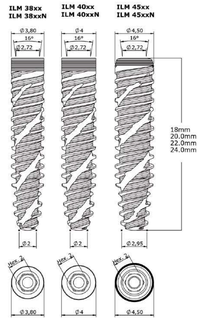

INDICATIONS FOR CLINICAL USE:

- 3.8 - Anterior region
- 4.0 - Anterior and posterior region
- 4.5 - Posterior region

Technical measures EPIKUT S MORSE TAPER

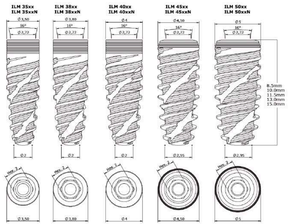

INDICATIONS FOR CLINICAL USE:

- 3.5 mm - Central incisors and lateral incisors
- 3.8 mm - Central incisors, canines and premolars
- 4.0mm - Premolars and molars
- 4.5 mm - Premolars and molars
- 5.0 mm - Molars

EPIKUT SURGICAL KIT

MAXIMUM FUNCTIONALITY AND SIMPLICITY FOR YOUR SURGERIES

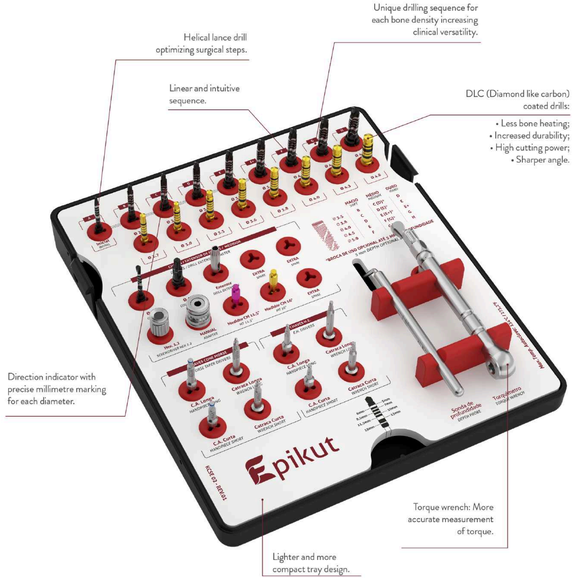

CODE: KCSE 02

Folder_EpikutS_ENGUSA_01_2022_Aberto_V2.indd 2

15/02/2024 10:36