

ENGLISH



DentalCAD®

BOOST YOUR
CAD DESIGN
PRODUCTIVITY



exocad

OUR THREE CORE VALUES ARE
**FREEDOM,
PASSION AND
INNOVATION**

At exocad we're passionate
about creating elegant tools to solve
even the most complex cases simply.

Tillmann Steinbrecher
CEO exocad GmbH



Powerful CAD solution for dental professionals

exocad's DentalCAD is the leading OEM-branded dental CAD software: great for new users and even more powerful in the hands of an expert.

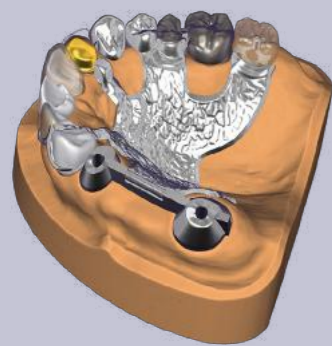
Simplify the communication process between labs and dentists with our CAD software. exocad's DentalCAD is known for its seamless workflows and ease of use for everyone!

To make DentalCAD as powerful as possible, our engineers draw from the latest research on organic modeling and stay in close conversation with our most important stakeholders—you! The robust technology we create in answer to your needs streamlines even the most complex cases.



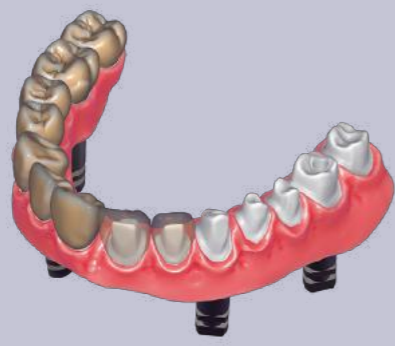
Restorative dentistry is an art and a science

From quick volume production to the most customized solutions—everything is possible with DentalCAD.



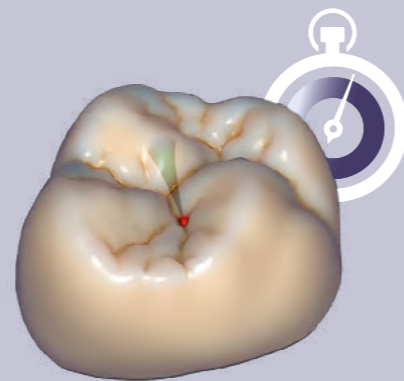
Versatile applications

Design a broad range of dental restorations: crowns, bridges, copings, veneers, inlays, onlays, pontics, provisionals, removables and dental appliances.



Robust computing

Enjoy the ease of working with software that operates reliably and processes large data volumes swiftly.



Adapts to your needs

DentalCAD adapts easily to your needs and workflows.



Open and integrated

DentalCAD's open software structure works with most scanners, 3D printers and milling machines. You also have access to open libraries of materials, both generic and from leading manufacturers.



Wizard

Guided workflows

The wizard-guided workflow guides you through every step of the dental restoration and production process. In expert mode, personalize settings and access extensive supplementary features and tools.



Easily combine sources

Combine virtually any open data source relevant to your case: intraoral and model scans, 3D face scans, jaw motion data, DICOM files and patient photos.

RESEARCH DRIVES OUR INNOVATION



exocad users rely on our software's cutting-edge functionality and robustness. We design with you in mind.

Maik Gerth
CTO exocad GmbH




For more videos, information or contact details, visit exocad.com/dentalcad or simply scan the QR code.

The core version


Explore DentalCAD's fast and flexible core version with its intuitive user interface, extensive functions and open tooth and material libraries. Simplify the design of esthetic and functional dental restorations.



 **Anatomic crowns**

Design beautiful and functional crowns with minimal effort. Multiple high-quality tooth libraries included.



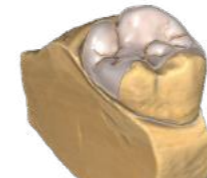
 **Anatomic/simple copings**

Inspired by the full anatomy, take advantage of cutback options to create optimal copings.



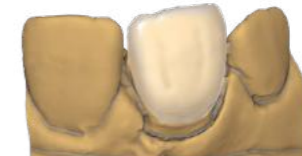
 **Attachments**

Tap into an extensive library to add attachment shapes or remove them from your design.



 **Inlays/onlays/overlays**

Create beautiful, natural-looking inlay, onlay and overlay restorations.



 **Veneers**

Achieve beautiful results with just a few mouse clicks and inspiration from the tooth libraries.



 **Waxups**

Scan, edit and copy-mill handmade waxups or create waxups digitally.



 **Bridges**

Design full-contour bridges and frameworks including inlay, cantilever and Maryland bridges.



 **Telescopic crowns**

Experience maximum flexibility when designing telescopic crowns.



 **Post and core***

Design post and core restorations. A crown matching the core can then be directly designed.



 **Inspira™ C tooth shape libraries**

Nine new *Inspira™ C* tooth shape libraries for crown and bridge workflows available. The morphology is compatible with the *Inspira™* shapes for our *Full Denture Module*, available as an add-on.

*Available upon request for beta testers

DentalCAD's add-on modules

With DentalCAD, the sky's the limit! Explore some of the applications of DentalCAD's core version and modules. DentalCAD's add-on modules let you easily tailor services to meet your needs. Here you can explore all the functionalities available to you as add-on modules.

Models

Models from digital scans	Model Creator Module
Diagnostic models (models with designs included)	Model Creator Module
Models with implant analogs	Model Creator Module/Implant Module
Removable dies	Model Creator Module
Attachments	Model Creator Module
Text labels	Model Creator Module
Models with printable articulator	Model Creator Module/xSNAP Module

Removables

Night guards	Bite Splint Module/Virtual Articulator Module
Substructure on bar	Full Denture Module, Bar Module or PartialCAD Module
Try-in smile	Smile Creator Module
Partial dentures	PartialCAD Module
Full dentures with Ivotion™ Denture System	Full Denture Module including Ivotion™ Denture System
Flex dentures	Full Denture Module/PartialCAD Module
Denture tooth library designed by exocad	Full Denture Module/Inspira™ Denture Tooth Library

Implantology

Screw-retained crowns and bridges	Implant Module
Custom abutments	Implant Module
Implant restoration	Implant Module
Bars, hybrid/implant framework	Bar Module/Implant Module
Models with implant analogs	Model Creator Module/Implant Module

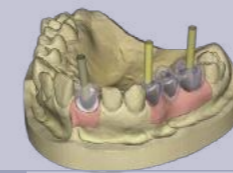
Extended Features

Eggshell provisional crowns and bridges	Provisional Module
Realistic visual rendering of proposed restoration	TruSmile™ Module
Simulated articulator movements and dynamic occlusion	Virtual Articulator Module
Import jaw measurements	Jaw Motion Import Module
Jaw movement simulations	Jaw Motion Import Module
Visualization of CBCT data	DICOM Viewer Module
Extensive selection of teeth models	ZRS Tooth Library

Cosmetic Dentistry

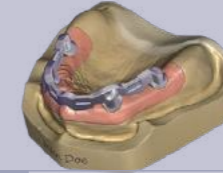
Smile design setups	Smile Creator Module/TruSmile™ Module
Mock-up models (models with designs included)	Model Creator Module

You have a need.
We have the answer.



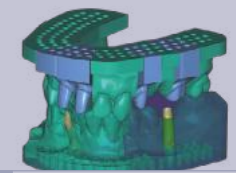
Implant Module ● 10

Create abutments and screw-retained designs.



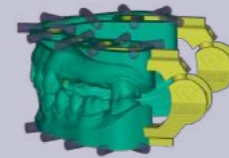
Bar Module ● 11

Model advanced designs for both standard or complex bars.



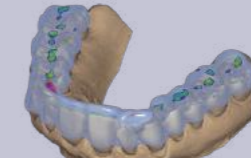
Model Creator Module ● 12

Create physical models from digital impression scans.



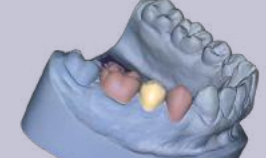
xSNAP Module ● 13

Create models with a printable articulator.



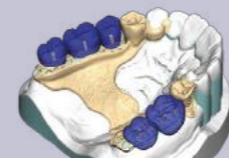
Bite Splint Module ● 14

Design night guards, bite splints and tabletop structures.



Provisional Module ● 15

Create eggshell temporaries based on pre-op scans.



PartialCAD Module ● 16

Design removable partial denture frameworks.



Full Denture Module ● 17

Digitally design full- and single-arch dentures. Including Ivotion™ Denture System.



Inspira™ Denture Tooth Library ● 17

Simplify your prosthetic setup for digital denture designs.



TruSmile™ Module ● 18

Create realistic rendering of dental restorations.



Virtual Articulator Module ● 19

Simulate jaw movement and analyze dynamic occlusion.



Jaw Motion Import Module ● 20

Import real movements from jaw measurements or digital facebow data.



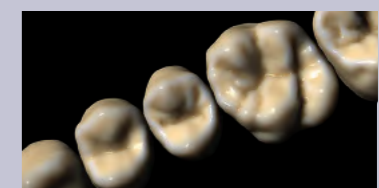
DICOM Viewer Module ● 21

Visualize voxel CT data during the design process.



Smile Creator Module ● 22

Get the best from 2D and 3D with next-generation smile design.



ZRS Tooth Library ● 23

Extend your library with even more beautiful, natural teeth.

Available bundles: ● Advanced Bundle ● Implant Bundle ● Ultimate Bundle

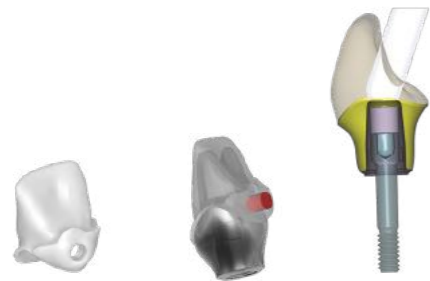


Implant Module

Design implant-based restorations

With *Implant Module*, directly design screw-retained crowns, bridges, copings and abutments.

- Create abutments and suprastructures in one single CAD session, including full support of angulated screw channels
- Receive abutment proposals that are auto-optimized for the respective tooth position
- Mill in-house on a wide range of milling systems or send out easy-to-use files to leading production centers



Flexible design options for various types of implant-based restorations

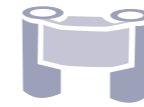


Advanced implant bridge design

A large selection of implant libraries

exocad's *Implant Module* comes with an extensive set of implant libraries and supports a vast selection of implant systems. You can choose from a wide range of titanium bases from third-party manufacturers, and many milling centers provide dedicated libraries for exocad's *Implant Module*.

exocad.com/library-integration

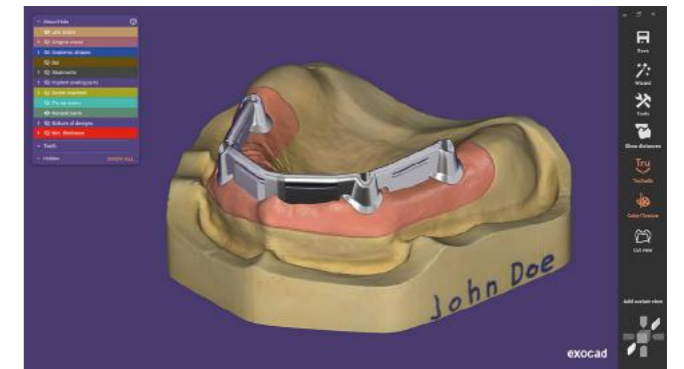


Bar Module

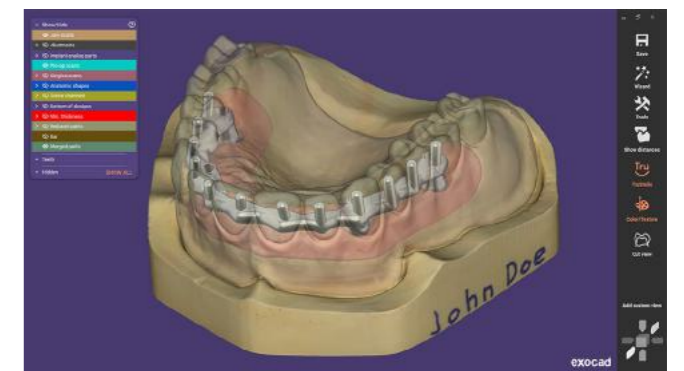
Advanced bar design

exocad's *Bar Module* enables the efficient design of a wide range of dental bars, from standard to more complex cases, providing maximum patient comfort in minimal time.

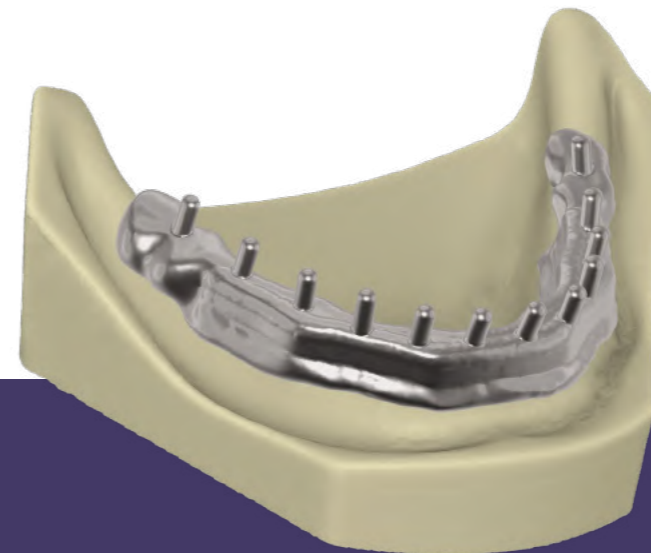
- Benefit from a bar design that accommodates the shape and position of full anatomical restorations
- Simply add attachments or retentions to the design; cylindrical holes or varying geometric shapes can be cut out to bolt or glue prefabricated attachments to the bar
- Select from an extensive library of predefined, editable bar profiles to efficiently meet patients' expectations
- Use the split denture workflow to design both a bar and its suprastructure in one swift workflow—saving time and minimizing manual adjustments for All-On-X hybrids



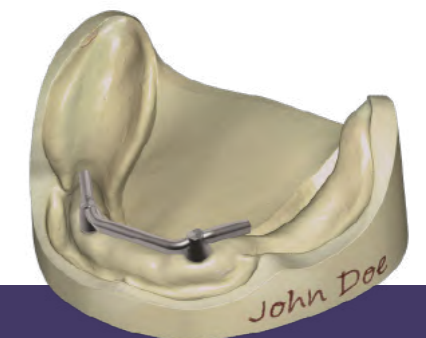
Bar with attachments



Bar with retentions



Secondary structure with retentions

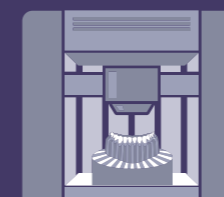


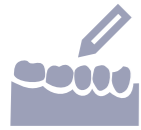
Fast design of standard bars

Extreme accuracy

Producing bars with optimal fitting requires an ultraprecise scanning system. Our software features workflow integration with high-precision measurement devices, including tactile scanners, to ensure high process reliability. Thanks to our collaboration with leading CAM vendors, you can expect precision and process reliability during production.

Your freedom of choice: exocad.com/scanner





Model Creator Module

Scan and create physical models

exocad's Model Creator Module creates physical models from intraoral scan data or impression scans.

- Design models with detachable segments that use premanufactured bases and monolithic models where the prepared die is either removable or a separate check die
- Create models with lab analogs and removable gingiva masks



ALSO AVAILABLE AS STANDALONE VERSION

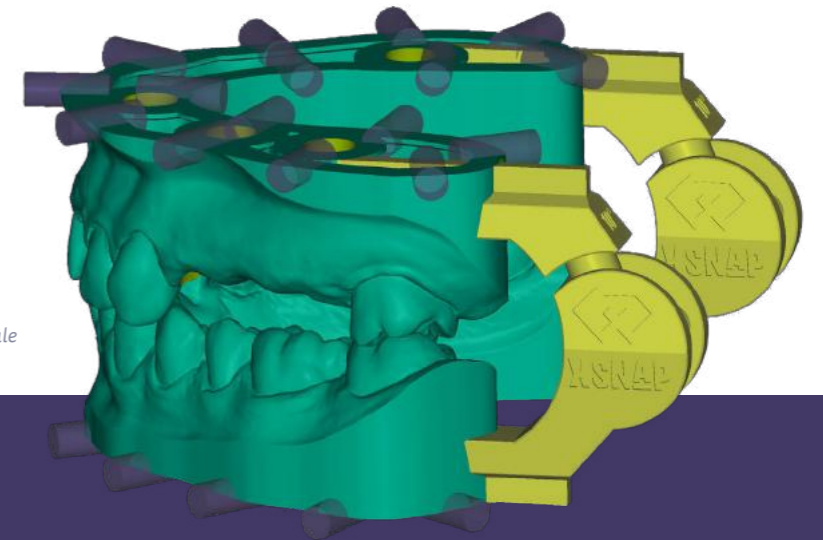


xSNAP Module

Create models with a printable articulator

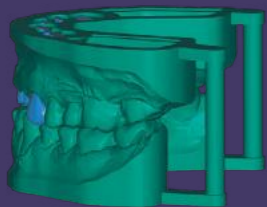
exocad's xSNAP Module* lets you print models and articulators in one piece to save time and increase accuracy.

- Until now, 3D-printed jaw models were only available with a clip-fold articulator that allowed users to check the static occlusion
- xSNAP is a 3D articulated system featuring a spherical head that allows: simple opening and closing movement, precisely executed protrusion, mediotrusion and laterotrusions

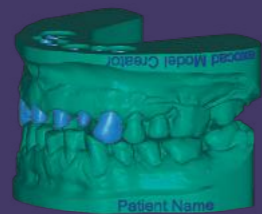


*Available as an add-on module for our Model Creator Module

One add-on module: many possibilities



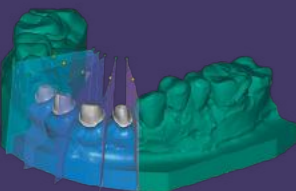
Full-arch, upper and lower models



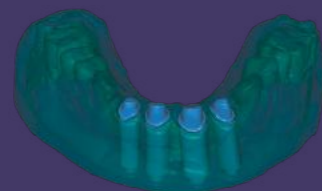
Labeling your models



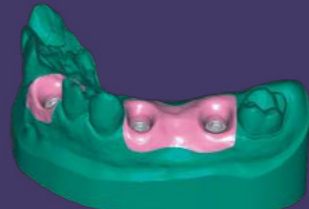
Hollow models allow extremely cost-efficient printing



Model with detachable segments




Different model/die styles available



Model with implant analogs



Printed model with articulator



Bite Splint Module

Design night guards

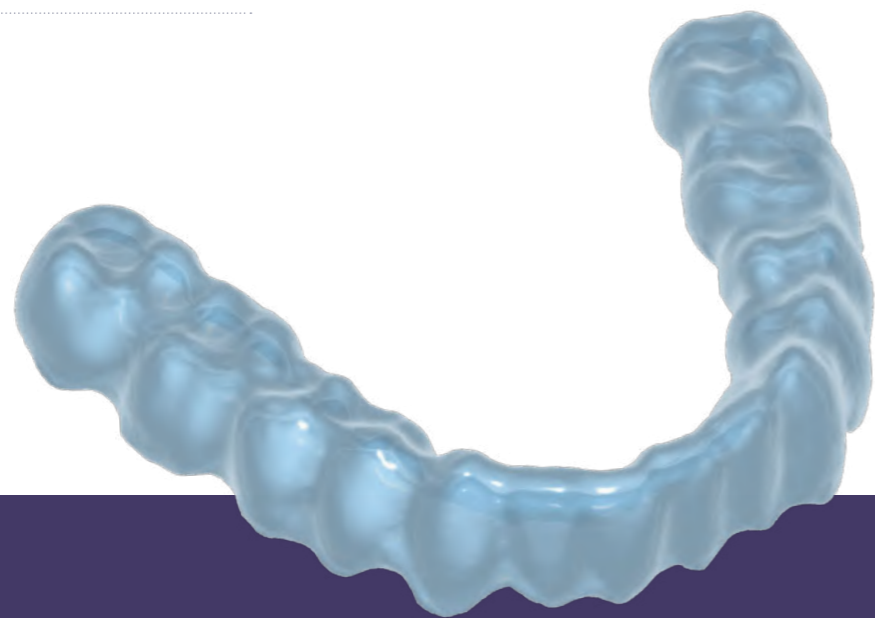
exocad's *Bite Splint Module* lets you rapidly design high-quality therapeutic night guards in just a few steps.

User-friendly customization tools and intuitive workflows guide you through the design process, making bite splint production efficient and profitable.

- Adjust occlusion and remove undesirable interferences virtually
- Smooth and morph the surface of night guards individually or select the option for automatic flattening of the posterior occlusal surface
- Use a combination of both *Bite Splint Module* and *Virtual Articulator Module* for optimal results

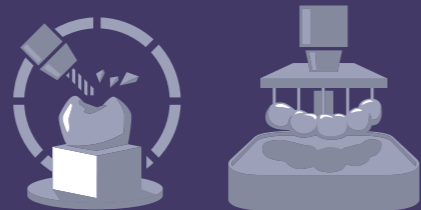
- Design anatomic bite splints with anatomic tooth shapes and tablesps
- Produce night guards in both jaws simultaneously
- Get a new automatic bite splint design proposal using cloud-based features
- Use original tooth shape of patient for tablesps based on cloud-based tooth segmentation

ALSO AVAILABLE AS STANDALONE VERSION



Single-visit solutions

Provide patients with solutions on the same day using exocad's open architecture. Fabricate custom-designed therapeutic night guards directly on any compatible, open milling machine or 3D printer.

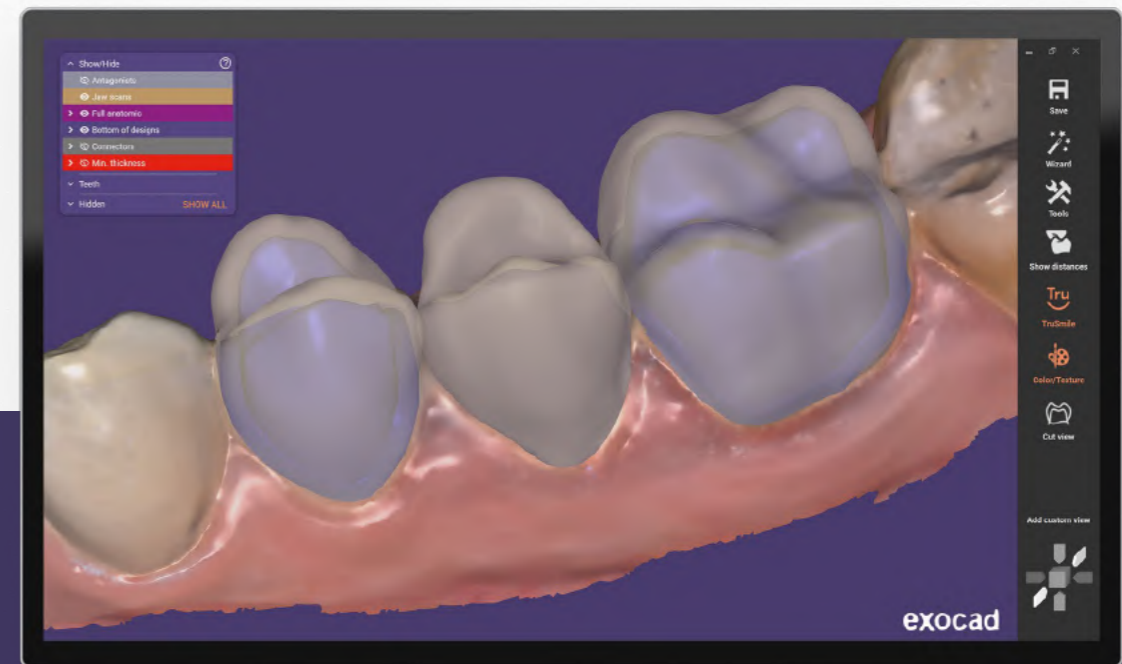


Provisional Module

Create temporaries from scans

Produce temporary crowns and bridges using the eggshell technique prior to a patient's surgery.

- Create temporaries based on a patient's preoperative anatomy
- Create provisional crowns or bridges by using the tooth library and fine-tune using an extensive selection of free-forming tools
- Clinically evaluate new tooth morphologies within the module, reducing chair time
- Create models based on the virtual preparation of eggshell crowns, in combination with *Model Creator Module*



exocad



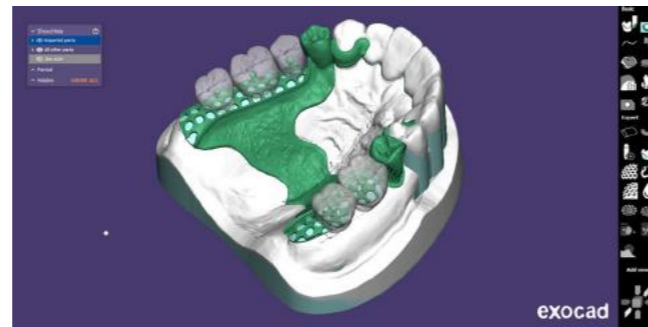
PartialCAD Module

Partial denture design made easy

ALSO AVAILABLE AS STANDALONE VERSION

The *PartialCAD Module* for partial frameworks provides a digital solution for designing high-quality removable partial denture frameworks.

- Apply advanced design and customization features for retention meshes, major connectors, clasps, lingual aprons and finish lines
- Experience high design flexibility for clasps, post design with retention and auto-relief for optimal fit
- Combine partial frameworks with crown and bridge design elements, create support bars for printing, and import parts like attachments
- Combine secondary telescopic crowns with partial framework
- Design flipper dentures for temporary complete acrylic restorations



Set up teeth in exocad's *DentalCAD* and combine them with the framework

- Use the QuickSnap feature to divide your partial denture into individual pieces of gingiva, teeth and metal framework—enabling an accurate assembly of printed or milled parts to save valuable time and standardize workflows



Outstanding design flexibility

Everything that can be made in wax can also be designed using our software. *PartialCAD Module* provides unparalleled design freedom, exceeding the expectations of even the most demanding experts in partial design.



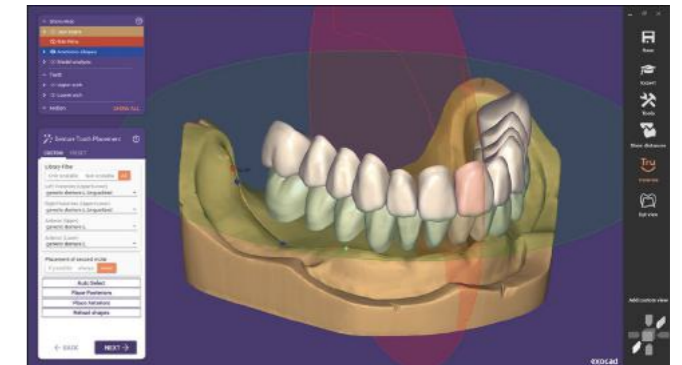
Full Denture Module

Digital design of full dentures

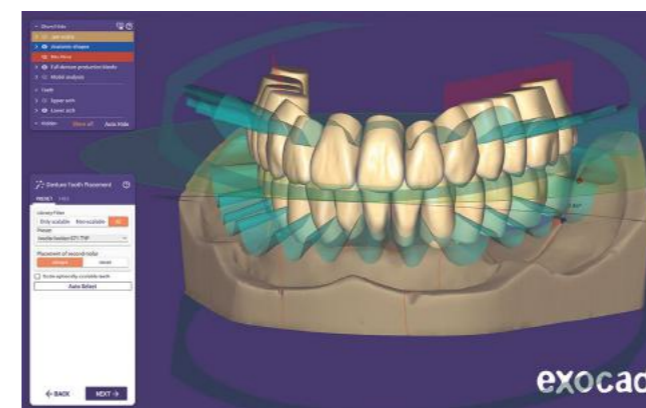
ALSO AVAILABLE AS STANDALONE VERSION

Our *Full Denture Module* provides a guided workflow for designing full dentures in both upper or lower jaws.

- Perform model analysis digitally to derive automatic full-arch tooth setup suggestions
- Use your choice of production process: two-step milling, printed denture bases or monolithic printed dentures (with try-ins, for example)
- Spend significantly less time for optimal denture setups with pre-created presets or your own
- Quickly and inexpensively produce a new denture using the copy denture workflow instead of relining



Plan full mouth rehabilitation cases and create removable dentures on implants in one workflow



Add-on for the Ivotion™ Denture System now available*

The unique shell geometry of the Ivotion disc defines the transition between gingiva and teeth and offers a highly esthetic result, milled from one single disc.

*Ivotion™ library purchase from Ivoclar required



Inspira™ Denture Tooth Library

Tailored for digital denture design

- Simplifies prosthetic setup
- Occlusal surfaces are flatter for better interlocking and different occlusal concepts



- Cervical areas of the library teeth are optimized for better production
- The library is fully scalable, printable and millable



TruSmile™ Module

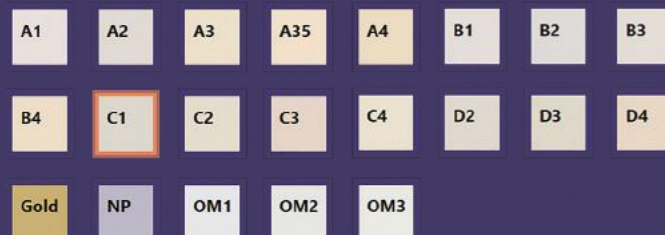
Realistic rendering of dental restorations

exocad's TruSmile™ Module provides near photo-realistic rendering of dental restorations in realtime during the design process.

- Enjoy a "what you see is what you get" user experience
- Offer patients a helpful preview of the final result when choosing, for example, between a ceramic restoration and a metal crown



Natural coloring



Select coloring based on well-known standard color presets for a realistic result preview.



Virtual Articulator Module

Simulate jaw movement and consider dynamic occlusion

exocad's Virtual Articulator Module allows you to consider dynamic occlusion when designing any restoration with occlusion.

- Position stone models within the physical articulator and precisely transfer into the software using a virtual articulation-supporting scanner to achieve perfect individual results
- Adjust parameters such as condylar angle, Bennett angle and immediate side shift just like in a physical articulator
- Import jaw motion data from third-party measurement devices
- Combine Virtual Articulator Module with Jaw Motion Import Module for a digital facebow setup
- Use anatomical "in-skull" articulator visualization



Select articulator types:



Twenty different articulator types are available with automatic occlusion adjustment.

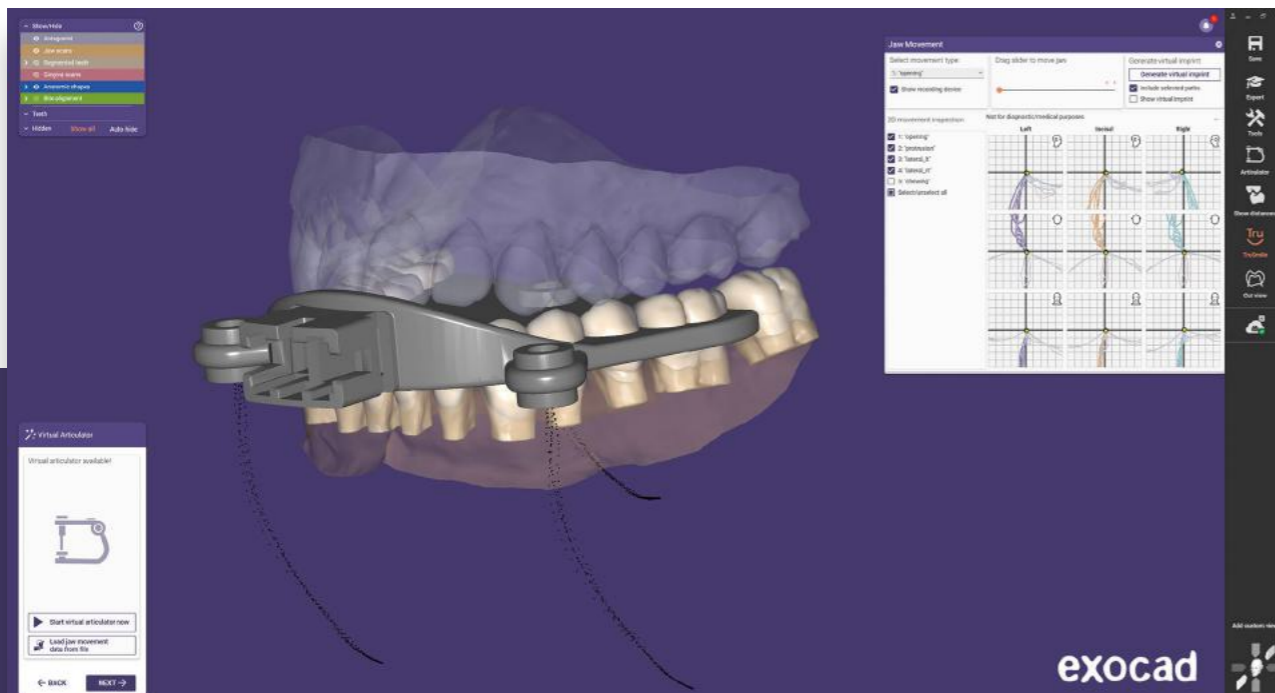


Jaw Motion Import Module

Import jaw measurements

Jaw Motion Import Module transfers jaw movement registration data from external devices such as the JMA system from Zebris.

- Transfer patients' actual, dynamic jaw movements into the software
- Simulate during the design process and create custom-fit restorations
- Import real jaw movement registration data or use a digital facebow in combination with *Virtual Articulator Module*
- Combine with *Model Creator Module* to create innovative, semi-dynamic physical models at an expert level
- Benefit from seven different systems integrated by default: Gamma Dental – CADIAX®, ITAKA – Cyclops, KaVo – ARCUSdigma 3, Modjaw, OXO Technologies – OXO Jaw, SDI Matrix – SDI Jaw Tracker, Zebris – JMA system

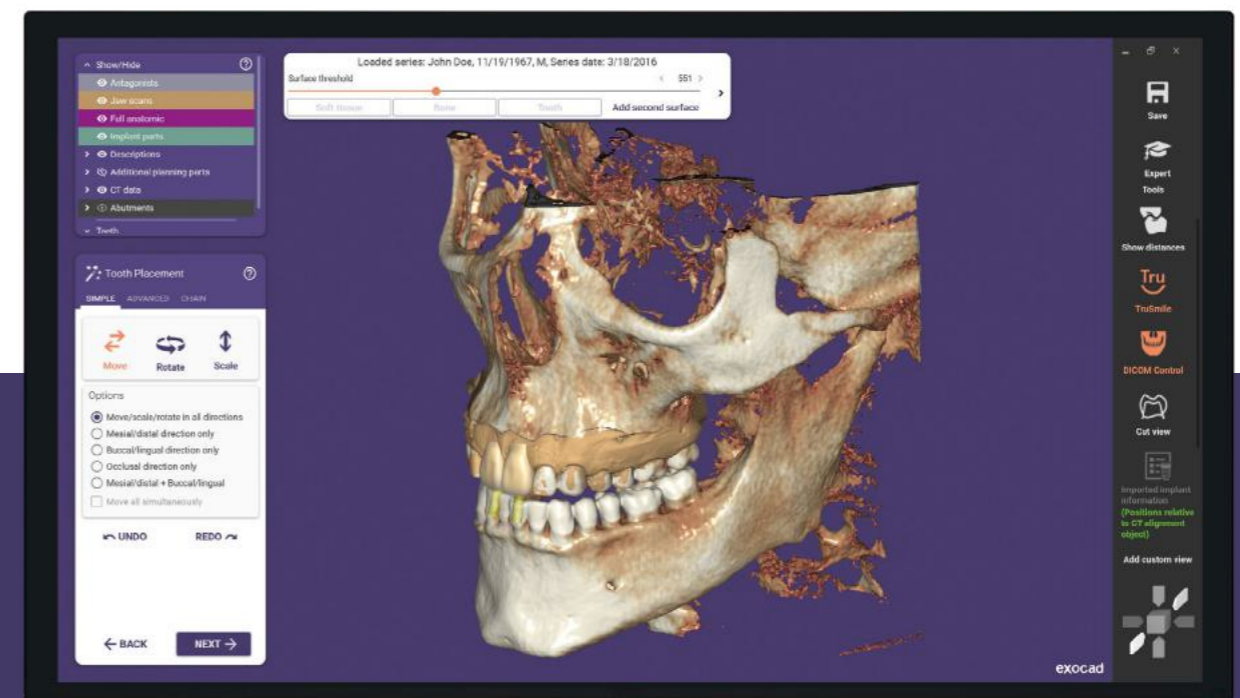
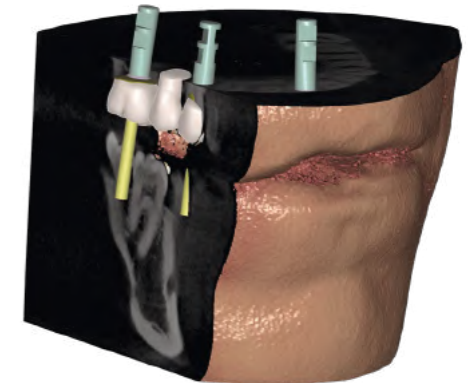


DICOM Viewer Module

Visualize DICOM data during the design process

exocad's DentalCAD platform includes an optional *DICOM Viewer Module** that creates visualizations of voxel data from CT machines during the design of dental restorations.

- Process large CBCT files quickly and efficiently
- Experience the *DICOM Viewer Module's* market-leading DICOM loading and visualization speeds, driven by optimized data-handling algorithms and snappy graphics rendering



*DICOM Viewer Module is not for diagnostic/medical purposes



Smile Creator Module


InCAD smile design

See realistic renderings of restorative treatment plans and get greater control over outcomes with *Smile Creator Module*—exocad’s innovative InCAD smile design solution for predictable, esthetic smile makeovers.

- Combine patient photos, outlines and 3D situations to evaluate esthetic relationships between teeth, smile and the face
- Automatically convert patient photos to 3D objects and then match to 3D scans of the teeth
- Easily detect facial features with the support of artificial intelligence
- Improve patient communication with mock-up tooth setups
- Design smiles with virtual gingiva for superior outcomes
- Use patients’ natural teeth as a template for the smile design with the tooth segmentation tool
- Wow your patients with the AI services *TruSmile™ Video** and *TruSmile™ Photo**. Generate highly realistic smile makeover visualizations based on individual tooth setups and treatment plans. Learn more:



ALSO AVAILABLE AS STANDALONE VERSION



Perfect foundation for prosthetic execution

With *Smile Creator Module*, obtain a real 3D tooth setup as the perfect foundation for later prosthetic implementation with *DentalCAD* as well as implant planning with *exoplan*. Create digital waxup models with exocad’s *Model Creator Module*.



ZRS Tooth Library

Extensive library of beautiful, natural teeth

INCLUDING 118 SETS

Get inspired by exocad’s *DentalCAD* tooth libraries.

- Get full access to an extensive library of beautiful, natural teeth including 61 sets of upper-arch anterior teeth, plus 19 sets of lower-jaw anteriors, upper-arch posteriors and lower-arch posteriors
- Make adjustments to predefined teeth for maximum flexibility
- Enjoy fully anatomical library teeth, reproduced according to natural morphologies for optimum results
- Easily adapt all integrated tooth libraries from a younger to an older anatomy with Parametric Shape Adjustment



*Available in selected markets

Comprehensive content

The ZRS library includes tooth shapes based on the “Anteriores” collection by Dr. Jan Hajtő.

To assist technicians using the library, a full-color book, poster and models for each set of teeth are available from third parties.






exocad

State-of-the-art CAM technology

Perfect integration, outstanding results—exocad makes milling simpler than ever.

With exocad, even novice users can take advantage of state-of-the-art CAM technology. Seamlessly integrated into our CAD software products, exocad provides you with everything for a smooth workflow in the daily operation of a dental lab.



Supports production using premill/preform abutment libraries



Supports different preform holders

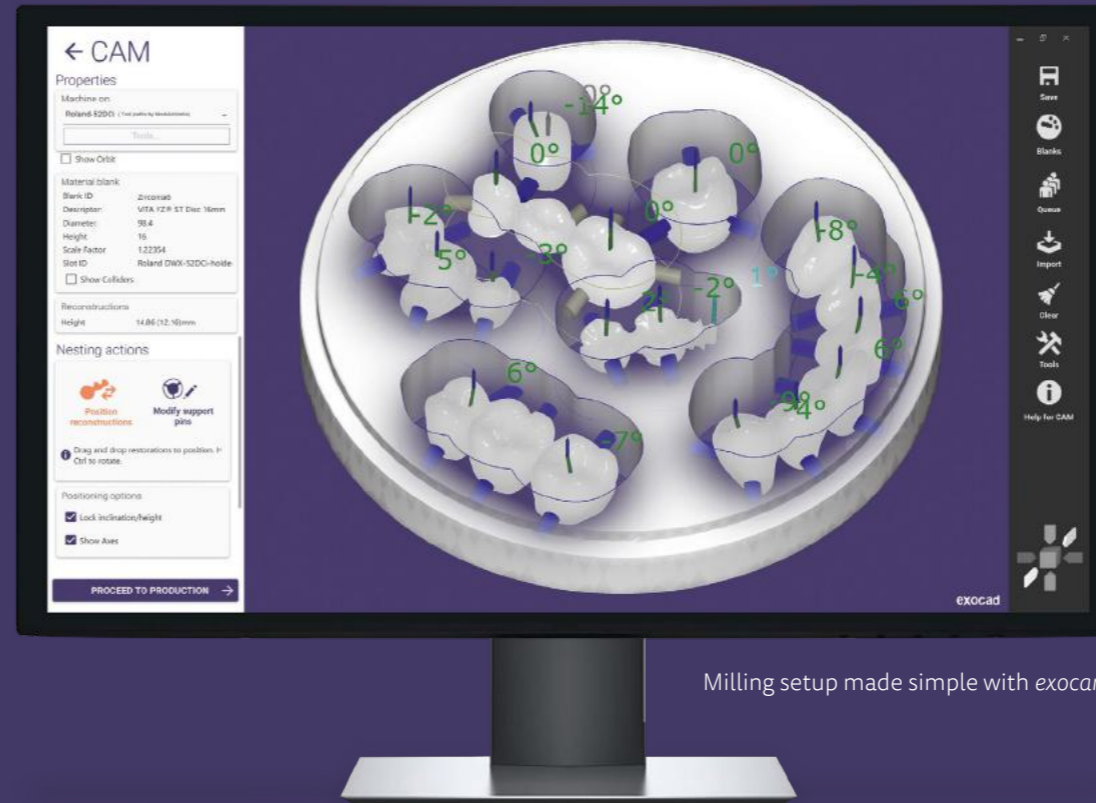


Multilayered blank support



Visualizes multilayer blanks realistically during the CAD design process with our TruSmile™ technology

ALSO AVAILABLE AS STANDALONE VERSION



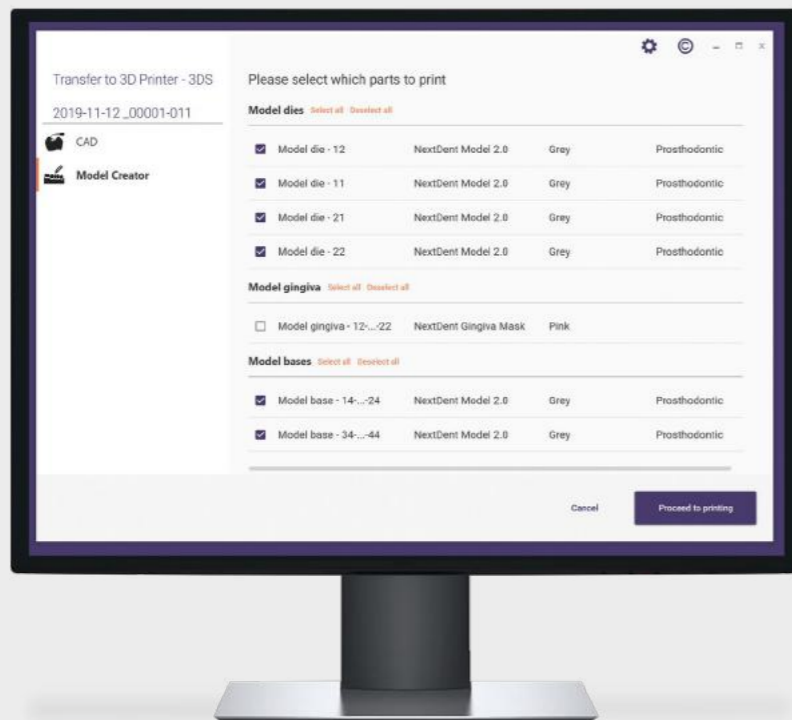
Milling setup made simple with exocad

exocad features:

- Design nested within material blocks
- Production queue management
- Material block management
- Automated tool path creation
- Visualization of tool paths and milling simulations

Our open XML-based exchange formats let DentalCAD be easily integrated with other CAM products. Visit our website for further information:

exocad.com/exocad



exoprint

The easiest way from CAD to 3D printing

Simplify your 3D printing with exoprint—for greater convenience and usability.

exocad's DentalCAD provides a seamless workflow with 3D printers, and our new exoprint tool enables a smooth transition from DentalCAD to 3D printers.

Connecting DentalCAD with your printing software requires minimal effort. Designs and associated information can be passed directly from DentalCAD to 3D printing software, using an open XML-based interface. Discover exoprint—the smartest way to transfer your 3D-printable files.



dentalshare

Fast, secure and easy data transfer—free of charge

More than just “upload to lab”—we cover the full spectrum of multidirectional digital data transfer between clinicians, dental technicians and production centers.

dentalshare enables distributed workflows and efficient online collaboration. We use next-generation compression technology combined with a robust transfer protocol so that even big data sets travel through unstable mobile network connections and restrictive firewalls with ease. Designs can be exchanged, modified and reviewed prior to production. All transfers utilize state-of-the-art encryption technology and are fully verified once received.

For maximum reliability and fast network throughput, exocad operates its own redundant, distributed server infrastructure with multiple gigabit internet connections and server locations around the world.



No per-transfer fees,* no commission

With dentalshare, we won't gnaw away at your profit margin.

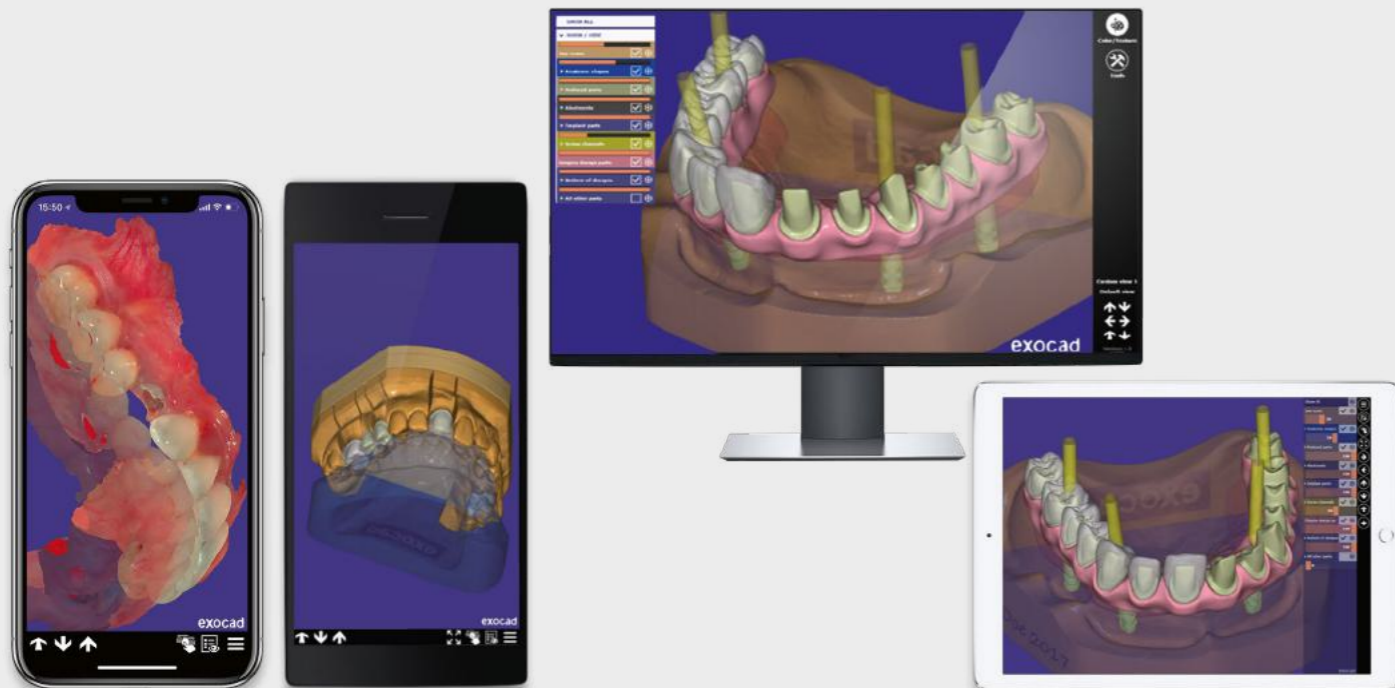
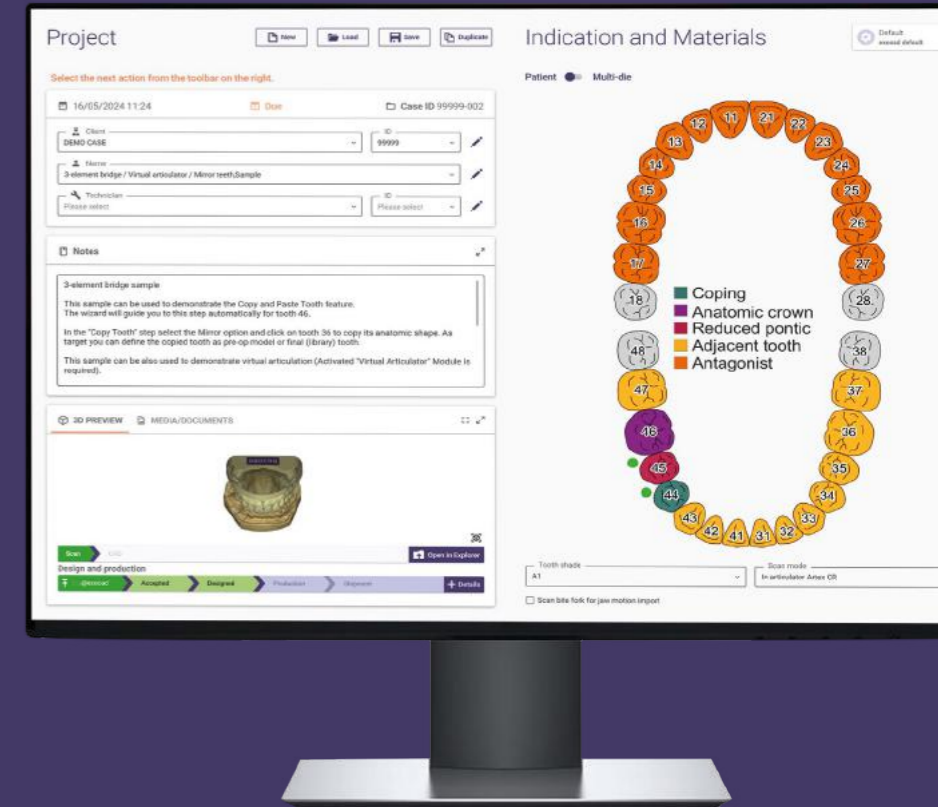
Transparency and privacy

As a dentalshare user, you're in complete control of what data is being sent and when.

Hardware independent

dentalshare is integrated with a wide range of CAD/CAM hardware and software on the market. Regardless of the specific products used by your partners, you can be confident that with dentalshare you can connect reliably.

*Depending on the type of integration chosen, additional fees may apply



exocad webview

Make your exocad designs available on all devices

Share interactive 3D previews of your exocad CAD designs

With just a few clicks, you can generate a secure link to your design that you can share with anyone online. This link can be opened with both desktop and mobile browsers to experience an interactive, true 3D preview of your CAD design.

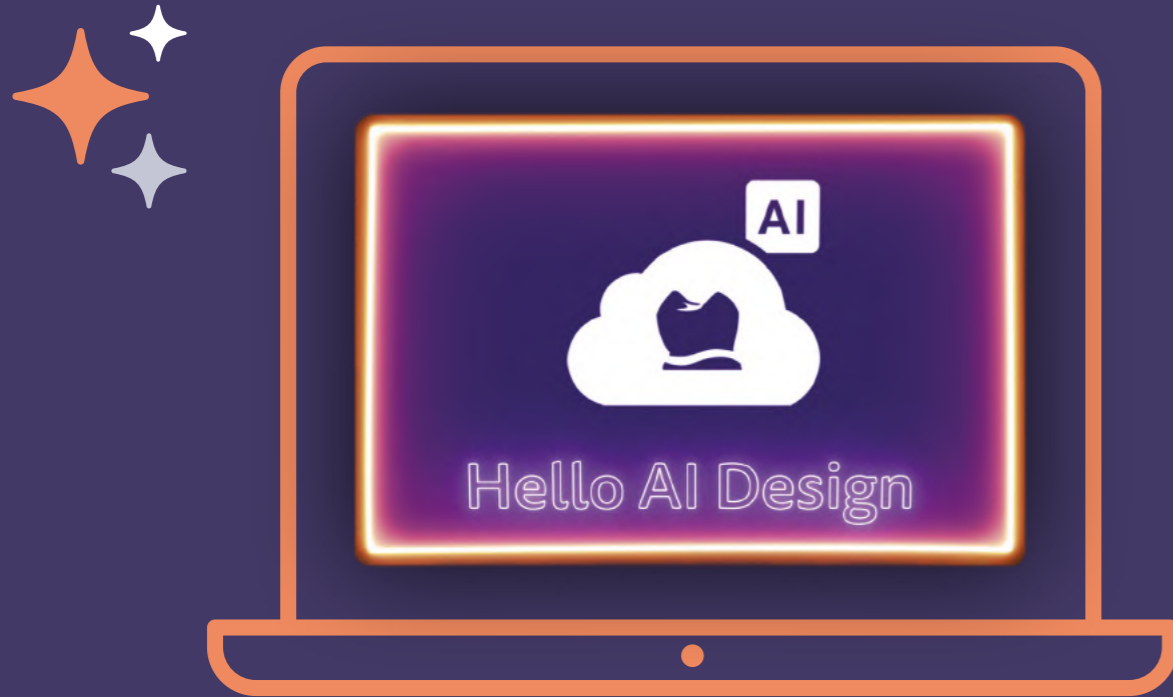
Free tools and samples

This fast and convenient multi-platform 3D viewer allows you to visualize common 3D formats on the go and can also show CAD scenes from preview links generated with dentalshare. Visit webview.dental to try it out or experience interactive demos at webview.dental/demo



AI Design* now available!

Generate high-quality single or multi-unit crown design proposals in minutes



- Design suggestions tailored to your patients' anatomy
- Scale your lab's resources according to demand
- Design based on your DentalCAD fitting parameters
- Stay in control over your AI design
- For up to three adjacent posterior crowns and posterior bridges with up to three elements
- exocad Credits are required to use our AI services. Monthly Credits are included in your Flex License or Perpetual License with active upgrade contract

Learn more about exocad Credits here!



*Available in selected regions

Integrated solutions powered by exocad

Selection of integrated scanner manufacturers

Desktop scanners

 amangirrbach.com	 cadstar.dental	 dentium.com	 dentsplysirona.com	 www.dipro.co.jp	 doflab.com
 gc-dental.com	 gt-medical.com	 www.ivoclar.com	 medit.com	 nobelbiocare.com	 www.nobilmetal.it
 opentech3d.it	 opera-system.com	 optimet.com	 shining3d.com	 smartoptics.de	 zfx-dental.com
 zirkonzahn.com					

Intraoral scanners

 3disc.com	 doflab.com	 dentsplysirona.com	 dexis.com	 pingtum.com	 gc-dental.com
 itero.com	 allied-star.com	 medit.com	 opera-system.com	 en.runyes.com	 shining3d.com

*Depending on the type of integration chosen, additional fees may apply

**Integration only available for exocad licenses purchased through the respective reseller



Our distributors

Purchase exocad through one of our many partners

You are free to choose the best fit for your budget and your workflow needs.

Our resellers provide their customers with extensive training and expert support. Contact one of our partners.

exocad.com/partners

AMPLIFY YOUR CAD DESIGN POWER

Ashley Byrne, Dental Technician



SUCCESSFUL FOR

16+

YEARS

USERS IN OVER

150

COUNTRIES

MORE THAN

70,000

LICENSES SOLD

Why dental experts trust our software solutions

exocad's comprehensive software solutions provide the tools to keep pace with the fast-moving dental industry. Dental experts choose exocad for the ease of use, simple acceleration of daily workflows, support of flexible business models, continuously improved software security

and more. With the guiding principle "your freedom is our passion," exocad is committed to providing software solutions that work on a wide spectrum of devices and systems.

1 Faster and more efficient

Our users save time with our robust, high-performance software that runs quickly, even when processing large and complex cases.

2 Complex cases simplified

The cases may be complex, but using our software is simple.

3 Flexible software, flexible business model

We offer maximum flexibility and freedom through our modular and open approach. Customers can mix and match modules, buy perpetual CAD software licenses, or rent the software at attractive rates.

4 Reliable

We focus on the details when developing our software. That's why exocad products are known for their reliability.

5 Independent and innovative

Our open platform software puts our users at the forefront of digital dentistry. Our engineers and researchers continuously push the boundaries of dentistry.

6 Truly future-proof

We're the dental CAD/CAM software provider with a wide choice of integrated solutions using third-party scanners, mills, printers and materials. We are always open to new ideas, ready to support today's and tomorrow's best innovations.

Your benefits at a glance

Create exceptional dental solutions for almost any indication

DentalCAD supports you in designing various esthetic and functional dental restorations and appliances based on individual anatomies and requirements.

Stay ahead of your competitors

DentalCAD is developed based on latest research results and market insights and is continuously innovated by our team of engineers.

Minimize training costs

DentalCAD is easy to learn and guides you step-by-step through the process.

Maximize your return on investment

DentalCAD enables you to integrate hardware and materials of your choice.

Access extensive features and functionalities

DentalCAD allows you to individually adjust each setting and offers you a broad range of supplementary tools in the expert mode.

Enjoy exceptional flexibility

DentalCAD lets you control every step according to your requirements and fully adapts to your workflows, equipment and services.

Profit from an unlimited number of cases

DentalCAD has no hidden costs or click fees.

Enjoy freedom of choice

DentalCAD supports file formats for open scanners, 3D printers and milling machines, enabling you to work with your existing equipment.

Collaborate effortlessly with your partners

DentalCAD facilitates your communication with clients and service providers for predictable outcomes.

Experience hassle-free and speedy operations

DentalCAD is ultrafast in processing even high data volumes, thereby guaranteeing you maximum ease of use and performance.

Integrate workflows seamlessly

DentalCAD interoperates with all exocad products and add-on modules.

Expand your service offerings

DentalCAD can be upgraded with various add-on modules according to your needs.

Benefit from our proven software platform

exocad software has been established in labs for more than 15 years.

exocad.com

Your exocad reseller

No reseller stamp here? Please visit [exocad.com/partners](https://www.exocad.com/partners)

Some products may not be regulatory cleared/released for sale in all markets.
Please contact your local exocad reseller for current product assortment and availability.
Territorial coverage of the registered trademarks is available on our webpage:
[exocad.com/imprint](https://www.exocad.com/imprint)