pritidenta®
PIONEERING DENTISTRY

Expertise from pritidenta

priti®multidisc ZrO_2
Multi Translucent

Esthetics & Durability
combined to create a true
allrounder.

Just DO IT!

priti®multidisc ZrO_2 Multi Translucent

Just imagine mixing 2 different classes of materials ...

The result could be a unique raw material combination of high-strength and highly translucent ZrO_2.
We simply did it! In combination with our new innovative TILLY philosophy, the result is a allrounder which defines a whole new generation!

04 Profile

06 Product information

08 Ordering information

10 The TILLY philosophy

12 Shade

14 Scientific study

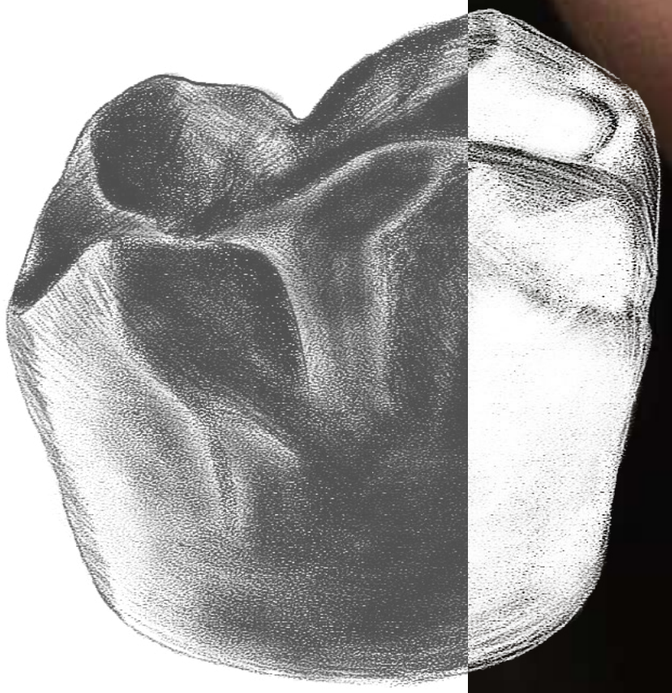

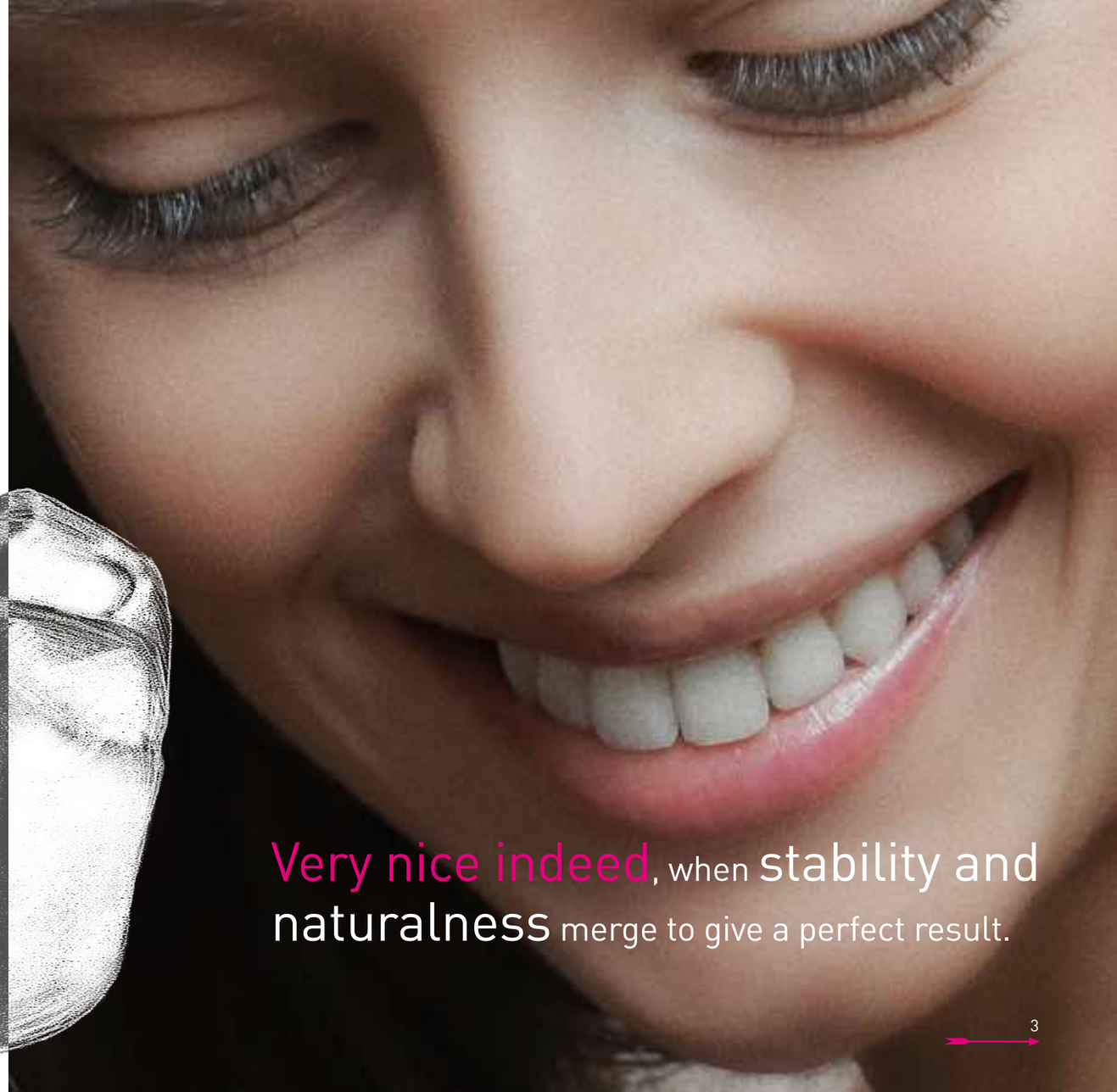



Profile – simply impressive

priti®multidisc ZrO_2 Multi Translucent

A single material which does it ALL.

priti®multidisc ZrO_2 Multi Translucent stands for:

- Excellent dental esthetics
- Natural shade and translucency gradient
- All indications from single-tooth crowns to 14-unit bridges due to very high strength: bending strength > 1,100 MPa (typical mean value)
- All processing techniques: staining, cut-back and veneering techniques
- Rapid sintering, total process time approx. 4 hours; approved for restorations with up to 3 units

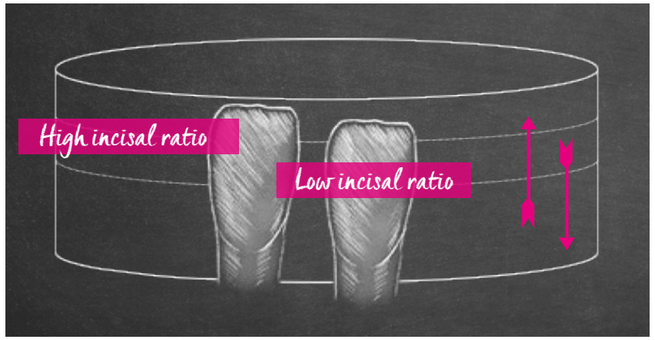



Multifold indications

Highly esthetic monolithic, fully anatomical crowns, partial crowns and bridges up to 14 units, inlays, onlays, veneers and abutments.

Stability & Naturalness

Compromising was yesterday.
These days the final result counts.

Which technique do you prefer?

Choose from staining, cut-back or veneering techniques

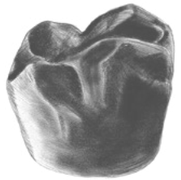

High-end esthetics

Highest esthetics for full or partially anatomical restorations.

The power of design

- Combines grace with mechanical resilience
- Ideal for anterior tooth restoration
- Convincing for all demands

Satisfied patient.

Don't compromise when it comes to the best results for the patient!

Product information

priti®multidisc ZrO_2 Multi Translucent (5Y/3Y-TZP)

Bending strength: 800 MPa to 1,150 MPa

Strength

> 800 MPa

> 1,150 MPa

Translucency

> 49%

< 40%

The new versatility

With priti®multidisc ZrO_2 Multi Translucent you can fabricate individual restorations for the anterior and posterior region on natural abutments and implants.

Special feature: balanced shade and translucency gradient at simultaneous high bending strength.

priti®multidisc ZrO_2 Multi Translucent is therefore recommended without reservation and flexibly for a particularly broad range of indications.

Material

- Zirconium dioxide Type II, Class 5 according to DIN EN ISO 6872
- Bending strength: typical mean value > 1,100 MPa
- Translucency gradient from < 40% to > 49%
- Thin wall thicknesses of 0.4 mm in the anterior region and 0.6 mm in the posterior region for single crowns
- Precise margins and edges due to highly compressed material
- Veneering is possible with any ceramic material compatible with the CTE $10 \cdot 10^{-6} \cdot K^{-1}$ of ZrO_2
- Cross-batch shade fidelity
- Homogeneous staining
- Consistently reproducible shades
- Biocompatible

In short ...

- Cervical opaque covering properties
- Gradual transition to dentine
- Increasing translucency of transition to the incisal area
- > 800 MPa in all layers

Non plus ultra

- Flexible individual height placement
- Greatest variability in incisal ratio
- Optimal covering of "grayed" stumps

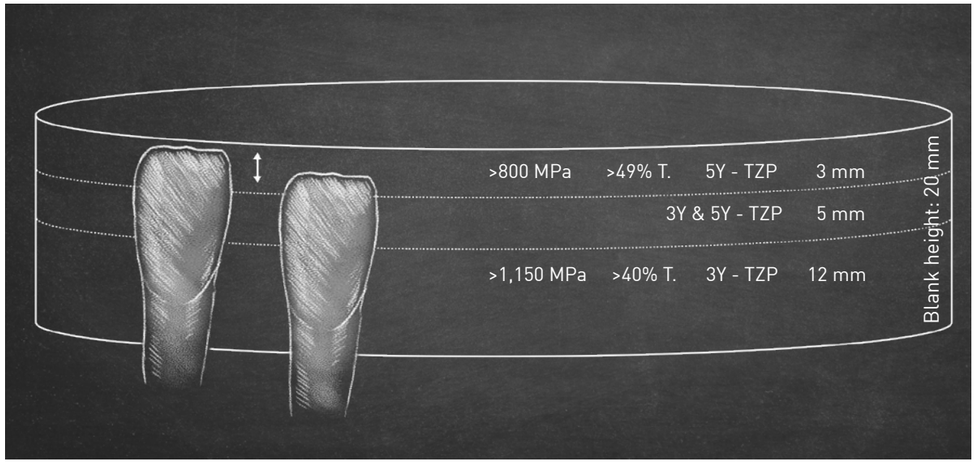

Ordering information

priti®multidisc ZrO_2 Multi Translucent (5Y/3Y-TZP)

Bending strength ≥ 1,100 MPa (typical mean value)

Our new allrounder

supports you ideally on your individual route to highly esthetic and durable dentures.

Can be used in all indications, available in all 16 VITA classic shades and additionally 3x bleach.
Heights: 16 mm and 20 mm
Blank diameter: 98.5 mm

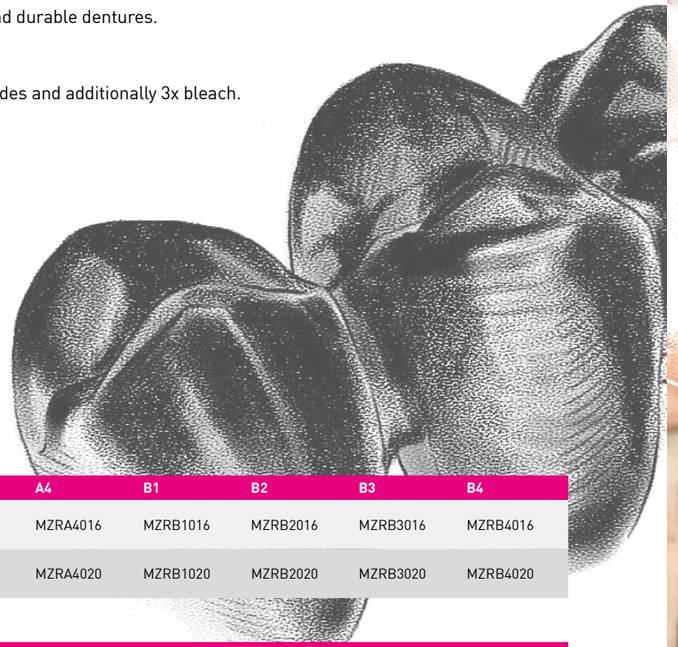

Ordering information

Height	A1	A2	A3	A3.5	A4	B1	B2	B3	B4
16 mm	MZRA1016	MZRA2016	MZRA3016	MZRA3516	MZRA4016	MZRB1016	MZRB2016	MZRB3016	MZRB4016
20 mm	MZRA1020	MZRA2020	MZRA3020	MZRA3520	MZRA4020	MZRB1020	MZRB2020	MZRB3020	MZRB4020

Height	C1	C2	C3	C4	D2	D3	D4	OM1	OM2	OM3
16 mm	MZRC1016	MZRC2016	MZRC3016	MZRC4016	MZRD2016	MZRD3016	MZRD4016	MZROM116	MZROM216	MZROM316
20 mm	MZRC1020	MZRC2020	MZRC3020	MZRC4020	MZRD2020	MZRD3020	MZRD4020	MZROM120	MZROM220	MZROM320

Simply TILLY - this is how it's done

The next generation. We've got the knack.

"What makes priti®multidisc ZrO_2 Multi Translucent so special?"

Following the trend, a blank which combines the positive properties of the already established zirconia grades 3Y-TZP and the highly translucent 5Y-TZP in both the enamel and in the body.

All from a single source.

A further development of our multishade "know-how": **the TILLY philosophy.**
In addition to a natural shade gradient, now also with integrated translucency gradient in a single material.
We know this so well as it comes from our in-house production facility.

What more can you wish for?

- Combines established zirconia qualities with the chromaticity of dentin 3Y-TZP - and the highly translucent enamel - 5Y-TZP
- Natural shade gradient
- Integrated translucency gradient in a single material
- > 800 MPa in all layers!
- A single material with outstanding safety & esthetics
- Directly from the manufacturer – Made by pritidenta

MADE IN GERMANY



The clincher - this is what's behind the TILLY philosophy.

Translucent
Illumination – for a
Lucky
Lifestyle and
Youthful appearance.

Shade – predictable and precise

Satisfied patients!
priti®multidisc ZrO_2 Multi Translucent

Shade brilliance guaranteed

Patients expect a restoration which combines high esthetics, optimal function and reliable durability.

1. The 16 VITA classic shades can be realized harmoniously and effortlessly with priti®multidisc ZrO_2 Multi Translucent.

2. Due to the sophisticated material strategy and the well thought-out composition, the material combines both high translucency in the incisal region (> 49%) with high mechanical strength (1,150 MPa) in the basal/cervical region.

3. The imaginative shade and translucency gradient particularly prevents the occurrence of "gray casts", which often exhibit a disturbing effect with other ceramic material classes.



"Graying" – no thank you.

- Perfect 16 VITA classic shades, 3 bleach shades
- Substantial shade and translucency gradient prevents gray casts
- Large volume pontics are effectively integrated into the color scheme
- Differentiated material strategy: high translucency in the incisal region, mechanical resilience in the dentin region

priti®multidisc ZrO_2 Multi Translucent

Maximum safety? A scientific study confirms this...

Prof. M. Rosentritt conducted the tests at the **Polyclinic for Dental Prosthodontics.**

Want to find out more?

The detailed study can be found at:

www.pritidenta.com/studie

Basis

Four-unit bridges with two intermediate pontics in the posterior region were tested.
These bridges can be divided into 4 series made of 3 different materials.

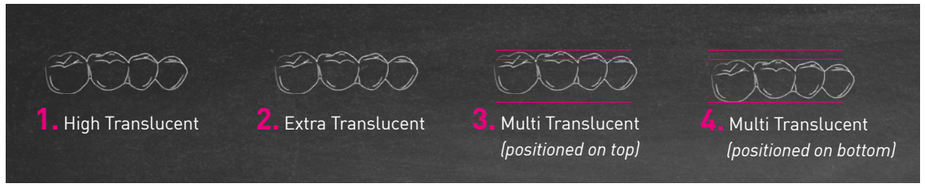

A) Chewing simulation

The bridges were placed in the appropriate test environment to simulate a five-year wearing period.
With changing temperatures, they were subjected to central dynamic loading in a water bath.

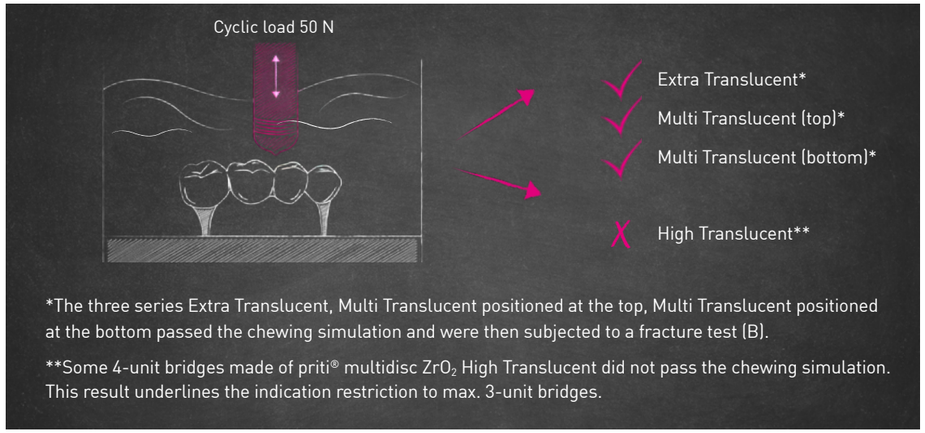

*The three series Extra Translucent, Multi Translucent positioned at the top, Multi Translucent positioned at the bottom passed the chewing simulation and were then subjected to a fracture test (B).

**Some 4-unit bridges made of priti® multidisc ZrO_2 High Translucent did not pass the chewing simulation. This result underlines the indication restriction to max. 3-unit bridges.

B) Fracture test

The bridges that passed the chewing simulation were then subjected to a maximum fracture test.

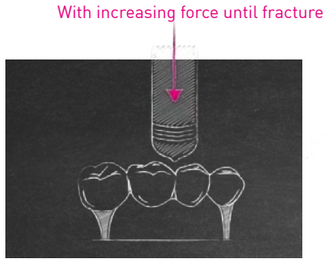

Results of the fracture test:

Material	Mean values	Standard deviation
High Translucent	713.5	190.9
Extra Translucent	912.9	105.9
Multi Translucent [top]	1012.3	196.9
Multi Translucent [bottom]	1183.7	290.7

Conclusion

There is no significant difference between the fracture values of the bridges made of priti® multidisc ZrO_2 Extra Translucent, priti® multidisc ZrO_2 Multi Translucent positioned at the top and priti® multidisc ZrO_2 Multi Translucent positioned at the bottom.

In addition, the fracture values at 1000 N confirm the safe use of multi-unit bridges with two connecting intermediate pontics in the molar region.

The allrounder covers all the options!

No positioning guidelines need to be observed. Even if a bridge is positioned at the very top, the material is safe!



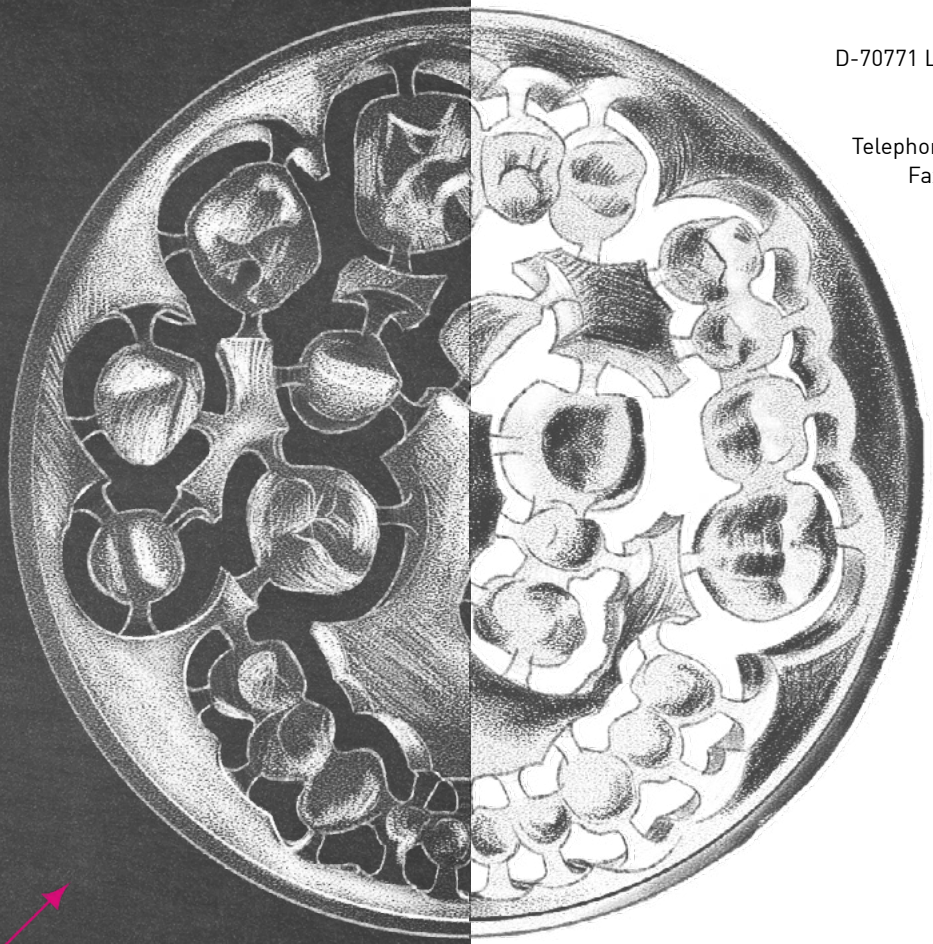

Enthusiasm is our passion

pritidenta®
PIONEERING DENTISTRY

pritidenta GmbH
Meisenweg 37
D-70771 Leinfelden-Echterdingen
Germany

Telephone +49 (0) 711 32 06 56 0
Fax +49 (0) 711 32 06 56 99
info@pritidenta.com
www.pritidenta.com

© 2021, pritidenta® GmbH, Germany. All rights reserved. pritidenta® and priti® are registered trademarks of pritidenta® GmbH, Germany. Vita™ and Vita™ shade designations are trademarks of VITA Zahnfabrik H. Rauter GmbH & Co. KG, Bad Säckingen, Germany. [REF 288 Rev 000 Date of print: 29.03.2021]